

# Why Is Epson Printer Not Printing & How Do I Fix It Step by Step?

---

## Epson Printer Not Printing Fix: Complete Troubleshooting Guide (2026)

Epson printer not printing? Discover step-by-step fixes, [[ [📞\(+1\)888-754-6002](tel:+18887546002) ]] (USA/UK) or [📞\(+1\)888-754-6002](tel:+18887546002)(USA/UK) (US) causes, and expert solutions to restore printing quickly on Windows, Mac, and mobile devices.

---

Printing problems rarely announce themselves clearly. One [📞\(+1\)888-754-6002](tel:+18887546002) moment everything works, and the next, your printer simply refuses to respond—no errors, no warnings, just silence. If your Epson printer is not printing, the issue is [📞\(+1\)888-754-6002](tel:+18887546002) often hidden beneath layers of settings, connections, or software conflicts.

This guide is designed to uncover those layers—step by step—so you can get back to printing without trial [📞\(+1\)888-754-6002](tel:+18887546002) and error.

---

### ✨ (Direct Answer)

To fix an Epson printer not printing, check the connection, ensure the printer is set as default, clear the print queue, restart the [📞\(+1\)888-754-6002](tel:+18887546002) Print Spooler service, update or reinstall drivers, and run printhead cleaning if needed. Also verify ink levels and correct printer settings.


---

When a printer stops responding, it's usually [📞\(+1\)888-754-6002](tel:+18887546002) due to a breakdown in communication or execution.

### Most Common Causes

- Printer offline or disconnected
- Incorrect default printer settings




- Stuck print queue
  - Driver issues or corruption
  - Low  [+1]888-754-6002 or empty ink cartridges
  - Clogged printhead
  - Network or USB connection problems
- 

## Expert Insight

In a majority of cases, “not printing” is not a hardware failure—it’s a configuration issue.

---

Before  [+1]888-754-6002 diving deeper, try these:

- Restart printer and computer
- Check all cables or WiFi connection
- Ensure no error lights on printer
- Try printing a test page

If the issue  [+1]888-754-6002 persists, proceed with the detailed fixes below.

---

## Fix 1: Check Printer Connection

For USB Printers:

- Ensure cable is securely connected
- Try a different USB port


For WiFi  [+1]888-754-6002 Printers:

- Confirm both devices are on same network
  - Reconnect printer to WiFi
- 

## Fix 2: Set Epson Printer as Default

Sometimes your system sends print jobs elsewhere.

Steps:

- Go  [+1]888-754-6002 to printer settings
  - Select Epson printer
  - Click **Set as Default**
- 



## Fix 3: Clear Print Queue

A stuck job can block all printing.

### Steps:

- Open print queue
  - Cancel all 📞 [+1]888-754-6002 documents
  - Restart printer
- 

## Fix 4: Restart Print Spooler Service

This resets the printing system.

### Steps:

1. Press `Win + R`
  2. Type `services.msc`
  3. Find **Print Spooler**
  4. Click **Restart**
- 

## Fix 5: 📞 [+1]888-754-6002 Check Ink Levels

Low ink may stop printing entirely.

### Action:

- Replace empty cartridges
  - Ensure cartridges are properly installed
- 

## Fix 6: Run Printhead Cleaning

Clogged nozzles prevent ink flow.

### Steps:

- \* 📞 [+1]888-754-6002 Open printer maintenance settings
    - Select **Head Cleaning**
    - Run cleaning cycle
- 



## Fix 7: Update or Reinstall Drivers

Driver issues can block communication.

Steps:

- Open Device Manager
- Update printer driver

Or → 📱 [+1]888-754-6002 reinstall drivers from Epson website.

---

## Fix 8: Remove and Re-add Printer

This refreshes system configuration.

Steps:

- Remove printer from settings
  - Restart computer
  - Add printer again
- 

## Fix 9: Check → 📱 [+1]888-754-6002 Printer Status

Ensure printer is:

- Online
  - Not paused
  - Not showing errors
- 

## Scenario 1: Printer Connected but Not Printing

Cause: Queue or spooler issue

Fix: Clear queue and restart spooler

---

## Scenario → 📱 [+1]888-754-6002 2: Printer Works from One Device Only

Cause: Network mismatch

Fix: Connect all devices to same WiFi

---



## Scenario 3: Printer Makes Noise but No Output

Cause: Ink or printhead issue

Fix: → 📞 [+1]888-754-6002 Clean printhead and check cartridges

---

- VPN blocking printer communication
  - Firewall restrictions
  - Multiple installed printer drivers
  - Incorrect port configuration
- 

Printing depends on three layers:

1. Device (computer/phone)
2. Software (driver/spooler)
3. Printer → 📞 [+1]888-754-6002 hardware

If any one layer fails, printing stops.

---

### 1 Assign Static IP Address

Prevents network conflicts.

### 2 Update Printer Firmware

Fixes bugs and improves compatibility.

### 3 Disable SNMP Status

Prevents FALSE → 📞 [+1]888-754-6002 offline detection.

---

- Ignoring driver updates
  - Using incorrect printer model
  - Leaving print queue full
  - Using low-quality ink
- 
- Print regularly to avoid clogging
  - Use original Epson ink
  - Keep firmware → 📞 [+1]888-754-6002 updated
  - Clean printer periodically
- 

Consider expert support if:

- Printer is completely unresponsive
- Hardware errors appear
- Cleaning cycles don't work
- Multiple issues occur together



---

An Epson printer not printing can 📞 [+1]888-754-6002 feel like a major problem—but in most cases, it's a solvable one. Once you identify whether the issue lies in connection, software, or ink flow, the fix 📞 [+1]888-754-6002 becomes clear and manageable.

The goal isn't just to fix the issue once—but to create a setup that prevents it from happening again.

---

- Check connection and power
  - Set 📞 [+1]888-754-6002 printer as default
  - Clear print queue
  - Restart spooler service
  - Check ink and clean printhead
  - Update drivers
- 

## 1 Why is my Epson printer not printing anything?

It's usually due 📞 [+1]888-754-6002 to connection issues, stuck print queue, driver problems, or low ink levels.

---

## 2 How do I fix Epson printer not printing?

Check connection, restart spooler, clear queue, update 📞 [+1]888-754-6002 drivers, and clean printhead.

---

## 3 Can low ink stop Epson printer from printing?

Yes, low or empty cartridges can prevent printing.

---

## 4 Does reinstalling printer fix the issue?

Yes, 📞 [+1]888-754-6002 it resolves many configuration and driver-related problems.

---

## 5 Why is my printer connected but not printing?

This often happens due to queue blockage or incorrect printer settings.

---



6 📱 [+1]888-754-6002 Is this a hardware problem?

Usually not—most issues are software or configuration-related.

---

If you want, I can also generate topic cluster strategy, schema markup, or CTR-optimized thumbnails to help 📱 [+1]888-754-6002 you rank this content faster on Google.

