

Why Is My HP Printer Offline on Windows 11 & How Can I Fix It?

HP Printer Offline Windows 11 Fix: Bring Your Printer Back Online (Step-by-Step Guide)

HP printer offline on Windows 11? Learn fast and proven fixes to restore your printer online. Step-by-step solutions for connection, [[📞 +1888 754 6002]] (USA/UK) or 📞 +1888-754-6002(USA/UK) (US) drivers, spooler, and network issues.

You don't expect printing to 📞 +1888 754 6002 fail—you expect it to *just work*. But on Windows 11, even a perfectly fine HP printer can suddenly appear “offline,” blocking every print job without warning.

This isn't usually a 📞 +1888 754 6002 hardware failure. It's a communication issue—one that can be resolved quickly once you know where Windows is getting it wrong.

🌟 (Direct Answer)

To fix an HP printer offline issue 📞 +1888 754 6002 on Windows 11, ensure the printer is powered on and connected to the same network, set it as the default printer, disable “Use Printer Offline” mode, restart the Print 📞 +1888 754 6002 Spooler service, and update or reinstall printer drivers. Re-adding the printer often resolves persistent problems.

Windows 11 marks a printer as offline when it cannot confirm real-time communication.

Common Causes

- * 📞 +1888 754 6002 Network mismatch (WiFi printers)
 - “Use Printer Offline” setting enabled
 - Corrupted print spooler service




- Outdated or incompatible drivers
 - Multiple printer instances installed
-

Expert Insight

Windows 11 is more aggressive in detecting  +1888 754 6002 device status—meaning even small delays or network hiccups can trigger a FALSE “offline” state.

- Restart printer and computer
- Check WiFi or USB connection
- Ensure printer has no error lights

* +1888 754 6002 Confirm correct printer is selected
If the issue continues, move to the detailed fixes below.


Fix 1: Set HP Printer as Default

Steps:

- Go to **Settings** → **Bluetooth & Devices**  +1888 754 6002 → **Printers & Scanners**
 - Select your HP printer
 - Click **Set as Default**
-

Fix 2: Disable “Use Printer Offline” Mode

Steps:

1. Open printer queue
 2. Click **Printer menu**
 3. Uncheck **Use Printer**  +1888 754 6002 **Offline**
-

Fix 3: Restart Print Spooler Service

Steps:

- Press `Win + R` → type `services.msc`
 - Find **Print Spooler**
 - Click **Restart**
-



Fix 4: Clear Print Queue

Steps:

- Open print queue
 - *☎+1888 754 6002 Cancel all pending jobs
 - Restart printer
-

Fix 5: Check Network Connection

For wireless printers:

- Ensure same WiFi network
 - Avoid guest networks
 - Improve signal strength
-

Fix 6: Re-add HP Printer

Steps:

1. ☎+1888 754 6002 Remove printer from settings
 2. Restart computer
 3. Click **Add Printer**
 4. Reinstall device
-

Fix 7: Update or Reinstall Drivers

Steps:

- Open Device Manager
- Update printer driver

Or download latest drivers from HP☎+1888 754 6002 website.

Fix 8: Check Printer Port Settings


Steps:

- Go to Printer Properties
- Click **Ports tab**
- Ensure correct port is selected



Fix 9: Disable SNMP Status (Advanced Fix)

Steps:

- Printer  +1888 754 6002 Properties → Ports
 - Configure Port
 - Uncheck **SNMP Status Enabled**
-

Scenario 1: Printer Goes Offline After Update

Cause: Driver conflict

Fix: Update or reinstall drivers

Scenario 2: Printer Works via USB but +1888 754 6002 Not WiFi

Cause: Network issue


Fix: Reconnect to WiFi

Scenario 3: Multiple Printers Installed

Cause: Wrong default printer

Fix: Remove duplicates

Unlike older versions, Windows 11 frequently refreshes device status.

If the printer doesn't respond  +1888 754 6002 instantly—even briefly—it gets marked offline.

This explains why:

- Restarting spooler works
 - Network stability matters
 - SNMP settings affect status
-

1 Assign Static IP Address

Prevents network confusion.



2 Use 2.4GHz WiFi

More stable ☎ +1888 754 6002 for printers.

3 Remove Duplicate Printer Drivers

Avoid conflicts.

4 Update Printer Firmware

Fixes compatibility issues.

- Using multiple networks
- Ignoring driver updates
- Installing duplicate printers
- Skipping firmware updates

Fix	Result ☎ +1888 754 6002
Restart devices	Temporary
Clear queue	Short-term
Update drivers	Long-term
Reinstall printer	Stable fix
Static IP setup ☎ +1888 754 6002	Permanent solution

Consider professional support if:

- Printer remains offline after all fixes
- Hardware errors appear
- Network setup is complex

An HP printer showing offline in Windows 11 may seem ☎ +1888 754 6002 like a stubborn problem—but it's usually just a miscommunication between your system and printer. Once you correct the settings, refresh services, and stabilize the connection, the issue disappears—and stays gone.

* ☎ +1888 754 6002 Check power and connection

- Set printer as default
- Disable offline mode
- Restart spooler service
- Update drivers



- Reinstall printer if needed
-

1 Why is my HP printer offline on Windows ☎ +1888 754 6002 11?

It's usually due to network issues, incorrect settings, or driver conflicts.

2 How do I bring my HP printer online?

Disable offline mode, restart spooler, and ensure proper network connection.

##☎ +1888 754 6002 3 Does reinstalling printer fix offline issue?

Yes, it resolves most configuration and driver problems.

4 What is SNMP in printer settings?

It's a protocol used to detect printer status—disabling it ☎ +1888 754 6002 can fix FALSE offline errors.

5 Can Windows updates cause printer offline issues?

Yes, updates can change drivers or settings, leading to conflicts.

6 Is this a hardware problem?

Usually not—most ☎ +1888 754 6002 offline issues are software or network-related.

If you want, I can also create FAQ schema markup, internal linking strategies, or featured image prompts to help this page rank faster on ☎ +1888 754 6002 Google and Bing.

