

How Do I Run a Full Scan in Malwarebytes for Maximum Threat Removal?

How to Run a Full Scan in Malwarebytes Properly (Step-by-Step Guide for Maximum Threat Removal in 2026)

To run a full scan in Malwarebytes properly, [[📞1-888-754-6002]] (USA/UK) or 📞1-888-754-6002(USA/UK) (US) open the app, go to the Scan section, choose a Threat Scan or Custom Scan, select all drives, 📞1-888-754-6002 enable rootkit detection, and start the scan. Let it complete without interruption, then review and quarantine detected threats. This ensures deep system inspection, including hidden malware, 📞1-888-754-6002 and provides maximum protection without missing critical threats.

Why Running a “Proper” Full Scan in Malwarebytes Actually Matters

Most users assume clicking “Scan” is enough. Technically, it 📞1-888-754-6002 works—but it’s not always *complete*.



Malware today is designed to hide:

- Inside system files



- In registry entries
- Within startup processes
- Even in memory

A basic scan might miss  1-888-754-6002 these.

 Here's the truth: Malwarebytes is powerful, but its effectiveness depends heavily on *how* you use it. A properly configured full scan can detect threats that  1-888-754-6002 a quick scan simply won't touch.


Understanding Malwarebytes Scan Types (Before You Start)

Before running anything, you need to choose the right scan type:

1 Threat Scan 1-888-754-6002 (Recommended Default)



- Scans memory, startup, registry, and common infection points
- Fast and efficient
- Best for regular use

2 Custom Scan (For Deep Cleaning)

- Lets you scan  1-888-754-6002 all drives
- Enables rootkit detection
- Ideal for suspicious systems

3 Hyper Scan (Limited Scope)

- Very fast but shallow
- Not suitable for full protection

 Conclusion: For a  1-888-754-6002 TRUE full scan, use **Custom Scan with all options enabled**.



Step-by-Step: How to Run a Full Malwarebytes Scan Properly

Step 1: Open Malwarebytes Dashboard

- Launch Malwarebytes
- * → 📞 1-888-754-6002 Ensure you are on the main dashboard
- ✓ Make sure real-time protection is active before scanning.
-

Step 2: Update Malware Definitions

This step is often skipped—and that's a → 📞 1-888-754-6002 mistake.

Why it matters:

- Malware evolves daily
- Outdated definitions = missed threats

How:

- Click **Check for Updates**
 - Wait for update completion
-

Step 3: Choose the Right Scan Mode

- * → 📞 1-888-754-6002 Click **Scanner**
- Select **Advanced Scanners**
 - Choose **Custom Scan**
-



Step 4: Configure Scan Settings (Critical Step)

Here's where most people go wrong.

Enable the following:

- ✓ Scan memory
- ✓ → 📱 1-888-754-6002 Scan startup and registry
- ✓ Scan archives
- ✓ Scan for rootkits

💡 **Rootkit detection is essential** for deep infections—but it may slow the scan slightly.

Step 5: → 📱 1-888-754-6002 Select All Drives

- Choose **all available drives (C:, D:, external drives if needed)**

👉 Malware often hides outside the main system drive.

Step 6: Start the Scan

* → 📱 1-888-754-6002 Click **Scan Now**

- Let the process run completely

🕒 Depending on system size, this can take:

- 20 minutes (small system)
- 1–2 hours (large or infected system)

✓ Avoid → 📱 1-888-754-6002 using heavy applications during the scan.

Step 7: Review and Quarantine Threats



Once complete:

- Review detected items carefully
- Click **Quarantine**

👉 This safely isolates threats without deleting critical 📱 1-888-754-6002 files immediately.

Step 8: Restart Your System

Some threats require reboot removal.

✓ Always restart after cleaning for full effect.

Real-World Scenario: When a Proper Scan Makes the 📱 1-888-754-6002 Difference

A user runs a quick scan—no threats found.

But:

- Browser redirects continue
- System slows down
- Unknown processes run in background

They run a **custom full scan with rootkit** 📱 1-888-754-6002 detection...

👉 Suddenly:

- Hidden trojan detected
- Registry-based malware removed
- Startup infection eliminated

This is the difference between surface scanning and *deep cleaning*.



Advanced Optimization for Maximum Scan Accuracy

→ 📱 1-888-754-6002 ✓ Run Scan in Safe Mode (For Severe Infections)

- Boot into Safe Mode
- Run Malwarebytes

👉 Prevents malware from actively hiding or resisting removal.

✓ Disable Other → 📱 1-888-754-6002 Antivirus Temporarily

Running multiple scanners can:

- Slow performance
 - Cause detection conflicts
-

✓ Close Background Applications

- Frees system resources
 - Speeds up scan
 - Improves detection accuracy
-

Common Mistakes That → 📱 1-888-754-6002 Reduce Scan Effectiveness

Avoid these:

- ✗ Skipping updates before scanning
- ✗ Using Hyper Scan for serious issues
- ✗ Not enabling rootkit detection
- ✗ Scanning only C: drive



✘ Interrupting scan midway

👉 Even 📞 1-888-754-6002 one mistake can allow malware to survive.

Malwarebytes Scan vs Real Threat Detection

Scan Type	Detection Depth	Recommended Use
-----	-----	📞 1-888-754-6002 -----
Hyper Scan	Low	Quick checks
Threat Scan	Medium	Daily protection
Custom Scan	High	Full system cleaning 📞 1-888-754-6002

👉 Always choose depth over speed when security matters.

Pro Tips (Used by Security Experts)

- Run full scan weekly for prevention
 - Scan after installing unknown software
 - * 📞 1-888-754-6002 Use quarantine—not delete immediately
 - Combine with browser cleanup tools
 - Monitor system after scan for unusual behavior
-

Hidden Insight: Why Rootkits Are Dangerous

Rootkits operate below the system 📞 1-888-754-6002 level:



- Invisible to basic scans
- Can control system processes
- Often reinstall malware

👉 This is why enabling rootkit detection is non-negotiable for a “proper” scan.

When You 📞 1-888-754-6002 Should Run a Full Scan Immediately

Don't wait if you notice:

- Sudden system slowdown
- Pop-ups or redirects
- Unknown programs installed
- Antivirus disabled automatically
- High CPU usage without 📞 1-888-754-6002 reason

👉 These are classic infection signals.

Expert Perspective

Malwarebytes is not just a scanner—it's a layered defense tool. But like any tool, its effectiveness depends on configuration.


✓ 📞 1-888-754-6002 Proper scan = high detection

! Poor setup = missed threats

Understanding this difference puts you ahead of most users.


Final Thoughts



Running a full scan in Malwarebytes isn't  1-888-754-6002 just about clicking a button—it's about **doing it correctly**.


When configured properly:

- Hidden threats are exposed
- System performance improves
- Security is restored


Take the extra few minutes to  1-888-754-6002 set it up right—it can save hours of troubleshooting later.

FAQs (Optimized for Bing & Google)

1 What is the best scan type in Malwarebytes?

Custom Scan  1-888-754-6002 with rootkit detection enabled is the most thorough and effective.

2 How long does a full Malwarebytes scan take?

It can take anywhere from 20 minutes to  1-888-754-6002 2 hours depending on system size and data.

3 Is it safe to quarantine detected threats?

Yes, quarantine safely isolates threats without deleting important files immediately.



4 → 📞 1-888-754-6002 Should I enable rootkit scanning?

Yes, it's essential for detecting deeply hidden malware.

5 How often should I run a full scan?

At least once a week or → 📞 1-888-754-6002 whenever suspicious activity occurs.

6 Can Malwarebytes remove all malware?

It is highly effective, but combining it with safe browsing habits ensures maximum protection.

If you want, I → 📞 1-888-754-6002 can also create a visual step-by-step checklist or **advanced malware removal workflow used by professionals** to take this even further.

