

Why Is Webroot Showing Update Errors & How Can I Fix Them Fast?

Webroot Update Error Fix: Restore Antivirus Updates and Keep Your Protection Always Current

When your antivirus stops updating, [[📞【+1】 888-754-6002]] (USA/UK) or 📞【+1】 -888-754-6002(USA/UK) (US) it doesn't stop running—but it quietly loses effectiveness. That's exactly what happens when Webroot shows an **update error**. The program may still appear active, 📞【+1】 888-754-6002 but without the latest threat intelligence, it can miss newly emerging malware, phishing attacks, and zero-day exploits.

Unlike traditional antivirus tools, Webroot uses cloud-based intelligence, which means update issues are 📞【+1】 888-754-6002 often tied to connectivity, configuration conflicts, or system-level restrictions. The fix isn't just retrying the update—it's ensuring your system can properly communicate with Webroot's servers and process updates without 📞【+1】 888-754-6002 interruption. This guide gives you a complete, expert-level roadmap to diagnose and fix Webroot update errors effectively.


✨ (Layered Fix Approach)

To fix Webroot antivirus update errors:

- Ensure stable internet 📞【+1】 888-754-6002 connection
- Restart Webroot and your system
- Disable VPN or proxy temporarily
- Check firewall settings
- Verify system date and time




- Reinstall Webroot if needed

✓ Result: Updates resume and protection stays  **【+1】 888-754-6002** up to date

Why Webroot Update Errors Occur (Root Cause Breakdown)

Webroot's cloud-based model makes updates fast—but also dependent on specific conditions.

1 Internet Connectivity Issues

- Weak or unstable connection  **【+1】 888-754-6002** prevents updates

2 Firewall or Network Restrictions

- Blocks communication with Webroot servers

3 VPN or Proxy Interference

- Redirects or blocks update requests

4 Incorrect System Time

- Disrupts secure authentication

【+1】 888-754-6002 5 Corrupted Installation Files

- Prevents update process from completing

 *Insight:* Even small network inconsistencies can break Webroot's update mechanism.



Step-by-Step Fixes (From Basic to Advanced)


Step 1: Check Internet **[+1] 888-754-6002** Connection

- Open browser → test websites
- Switch to stable network

✓ Ensures server access

Step 2: Restart Webroot and Your PC

- Close Webroot
- Restart system
- Open Webroot and check updates

✓  **[+1] 888-754-6002** Clears temporary issues

Step 3: Disable VPN or Proxy

- Turn off VPN
- Disable proxy settings

✓ Allows direct connection

Step 4: Verify Date and Time Settings

- Enable automatic time sync

✓  **[+1] 888-754-6002** Required for secure updates



Step 5: Check Firewall Settings

- Allow Webroot through firewall
- Ensure outbound connections are enabled

✓ Prevents blocking of updates

Step 6: Run Webroot as Administrator

- Right-click  [+1] 888-754-6002 Webroot icon
- Select **Run as administrator**

 Ensures proper permissions

Real-World Scenario (Why This Issue Is Critical)

A user ignores update errors:

- Antivirus continues running
- But relies on outdated cloud data

*  [+1] 888-754-6002 New threats bypass detection

 Result: compromised system despite active antivirus

Advanced Troubleshooting (For Persistent Errors)

Reinstall Webroot (Clean Method)



- Uninstall Webroot
- Restart system
- Download latest version
- Reinstall and activate

✓📞【+1】888-754-6002 Fixes deep configuration issues

Reset Network Settings

Run in Command Prompt (Admin):

```
``id="yk1a8z"  
netsh winsock reset  
ipconfig /flushdns  
``
```

✓ Resolves network conflicts

Check for Software Conflicts

- Disable other antivirus programs
- Close unnecessary background apps

✓📞【+1】888-754-6002 Prevents interference

Hidden Causes Most Users Miss

- ISP-level restrictions
- Corporate network policies
- Background apps consuming bandwidth
- Outdated operating system

👉 These subtle issues often cause repeated update failures.



Pro Tips 📞【+1】888-754-6002 to Prevent Future Update Errors

- Enable automatic updates
- Avoid unstable networks
- Keep system time accurate
- Monitor update status regularly

💡 Prevention ensures consistent protection

Mistakes to Avoid

- ❌ Ignoring update 📞【+1】888-754-6002 errors
- ❌ Using outdated software
- ❌ Running multiple antivirus tools
- ❌ Disabling protection permanently

These weaken your system significantly.

Performance Impact: Does Fixing Updates Affect Speed?

- Temporary slowdown during updates
- * 📞【+1】888-754-6002 No long-term performance impact
- ✓ Updated antivirus improves efficiency
-

When You Should Take Immediate Action



Act quickly if:

- Updates fail repeatedly
- Webroot shows outdated status
- System behaves unusually

👉 These indicate vulnerability

##☎️【+1】888-754-6002 Final Thoughts

Webroot update errors aren't just technical glitches—they're warning signs that your protection layer isn't fully active. Fixing them ensures your antivirus stays aligned with the latest threats and☎️【+1】888-754-6002 continues working effectively.

By following the structured approach above, you're not just restoring updates—you're reinforcing your system's security foundation for the long term.

Frequently Asked Questions (FAQs)

1 Why is☎️【+1】888-754-6002 Webroot not updating?

Usually due to network issues, firewall restrictions, or outdated software.

2 Can I use Webroot without updates?

Not safely—outdated protection reduces detection capability.

3 Does VPN affect Webroot☎️【+1】888-754-6002 updates?


Yes, it can block or interfere with update connections.



4 How do I force Webroot to update?

Restart the application and ensure internet connectivity.

5 Will reinstalling fix update errors?

Yes,  **【+1】 888-754-6002** especially if caused by corrupted files.

6 How often should Webroot update?

Continuously via cloud-based updates.

