

Why Did Avast Installation Fail? How Do I Fix Setup Errors Fast?

Avast Installation Failed? A Complete Troubleshooting Guide to Fix Setup Errors Fast

When your **Avast antivirus installation fails**, [[[1-888-754-6002](tel:1-888-754-6002)]] (USA/UK) or [1-888-754-6002](tel:1-888-754-6002)(USA/UK) (US) it's rarely just a random error—it's usually caused by system conflicts, corrupted setup files, or restrictions preventing the installer from completing. Antivirus [1-888-754-6002](tel:1-888-754-6002) software like Avast requires deep system integration, so even small issues—like leftover files from another antivirus or insufficient permissions—can interrupt the process. The good news is that most [1-888-754-6002](tel:1-888-754-6002) installation failures can be fixed quickly by cleaning your system environment, removing conflicts, and using the correct installation method. This guide walks you through proven, step-by-step solutions to [1-888-754-6002](tel:1-888-754-6002) resolve Avast installation errors and get your protection running smoothly.

Why Avast Installation Fails (Understanding the Root Causes)

Before fixing the issue, it's important to know what's causing it.

[1-888-754-6002](tel:1-888-754-6002) Common Reasons for Installation Failure

- **Conflicting antivirus software installed**
- **Corrupted or incomplete installer file**
- **Leftover registry entries from previous installs**
- **Insufficient administrative permissions**
- **Firewall or system restrictions blocking [1-888-754-6002](tel:1-888-754-6002) setup**



- **Unstable internet connection during installation**

👉 Avast needs a clean and stable system environment—any disruption can cause failure.

Quick Fix Panel (Try These First)

If you want a fast 📞 1-888-754-6002 solution, start here:

- Restart your computer
- Re-download the Avast installer
- Run setup as Administrator
- Disable other antivirus programs temporarily
- Check internet connection

💡 These steps alone resolve many installation 📞 1-888-754-6002 issues.

Step-by-Step: How to Fix Avast Installation Failed

1 Remove Existing Antivirus Software Completely

Having multiple antivirus programs causes conflicts.

Steps:

- Go to Control Panel → Programs
- Uninstall all antivirus 📞 1-888-754-6002 software
- Use official removal tools if available

👉 Even inactive antivirus programs can block Avast installation.




2 Use Avast Clear Tool (Official Cleanup Utility)

If Avast was previously installed, leftover  1-888-754-6002 files may cause issues.

Fix:

- Download Avast Clear tool
- Run it in Safe Mode
- Remove all Avast-related files
- Restart system

 This ensures a completely clean installation environment.


3 Download 1-888-754-6002 a Fresh Installer

Corrupted setup files are a common cause.

- Visit official Avast website
 - Download latest version
 - Avoid third-party sources
-

4 Run Installer as Administrator

- Right-click installer
- Select **Run**  **1-888-754-6002 as Administrator**

 This ensures full system access.

5 Disable Windows Defender Temporarily

Windows Defender may interfere with installation.

Steps:



- Open Windows Security
 - Turn off real-time protection
 - Install Avast
 - Re-enable protection → 📞 1-888-754-6002 afterward
-

6 Check Firewall and Network Settings

Firewall restrictions can block installation files.

- Temporarily disable firewall
 - Allow Avast installer through firewall
-

7 Install Avast in Safe Mode

If installation keeps 📞 1-888-754-6002 failing:

- Restart PC in Safe Mode with Networking
- Run Avast installer

👉 This bypasses most system conflicts.

Real-World Scenario: Installation Stops at 50%

A common issue:

- Installation starts → reaches 📞 1-888-754-6002 halfway → stops

Why?

- System conflict or permission issue
- Installer cannot access required files



Fix:

- Run as Administrator
- Remove conflicting software
- Restart and reinstall

👉 This resolves most mid-install failures.

Advanced → 📱 1-888-754-6002 Fixes for Persistent Errors

1 Perform Clean Boot Installation

- Disable non-Microsoft services
 - Restart system
 - Run installer
-

2 Clear Temporary Files

- Press `Win + R` → type `%temp%`
- Delete 📱 1-888-754-6002 all files
- Run Disk Cleanup

👉 Removes clutter interfering with installation.

3 Reset Network Settings


Run in Command Prompt (Admin):

```
``id="avastfix01"  
netsh winsock reset  
ipconfig /flushdns
```




...

4 Create New Windows User Profile

- Create  1-888-754-6002 new admin account
- Install Avast from there


👉 Useful if current profile is corrupted.

Expert Insights: Why Installation Fails Silently

- Antivirus software modifies deep system layers
- Small conflicts cause  1-888-754-6002 silent failures without clear errors
- Retry without fixing root cause leads to repeated failure


👉 Professionals focus on environment cleanup before reinstalling.

Prevention Tips: Avoid Installation Errors in Future

- *  1-888-754-6002 Always uninstall old antivirus before installing new one
 - Keep your system updated
 - Use official installation sources
 - Maintain stable internet connection
 - Restart system before installation

Comparison: Standard vs Clean  1-888-754-6002 Installation




Factor	Standard Install	Clean Install
Speed	Faster	Slightly slower
Success Rate	Moderate	Very  1-888-754-6002 high
Error Risk	Higher	Minimal
Best Use	First attempt	Troubleshooting

👉 Clean installation is the most reliable solution.

Pro Tips for Smooth 1-888-754-6002 Avast Installation


- Ensure enough disk space
 - Close background applications
 - Avoid multitasking during installation
 - Keep system idle while installing
-

Hidden Mistakes That Cause Installation Failure

- Installing over another antivirus
- *  1-888-754-6002 Using outdated installer
- Ignoring system updates
- Running installer without admin rights

👉 Avoiding these mistakes ensures smooth setup.

Conclusion: Fix the Environment, Not Just the Error

Avast installation failure isn't  1-888-754-6002 random—it's usually caused by conflicts, corrupted files, or system restrictions. Once you clean your system and remove these obstacles,



installation becomes smooth and predictable.

By following this guide, you → 📞 1-888-754-6002 can install Avast successfully and ensure your system stays protected against modern threats.

FAQs – Avast Installation Failed

1 Why does Avast installation fail?

Due to conflicts, corrupted files, → 📞 1-888-754-6002 or insufficient permissions.

2 Can I reinstall Avast after failure?

Yes, but clean your system before reinstalling.

3 Is Avast Clear tool necessary?

Yes, if Avast was previously installed.

4 → 📞 1-888-754-6002 Does internet connection affect installation?

Yes, especially for downloading components.



5 Can firewall block Avast installation?

Yes, firewall settings may interfere.

6 What's the fastest fix?

Restart system, remove conflicts, and 📞 1-888-754-6002 reinstall with admin rights.

