

# Why Is AVG Protection Turned Off? How Do I Enable Real-Time Security Quickly?

---

## AVG Real-Time Protection Turned Off? Here's the Smart Way to Enable It and Stay Fully Protected

When AVG Technologies real-time protection is disabled, [[ 📞 1-888-754-6002 ]] (USA/UK) or 📞 1-888-754-6002(USA/UK) (US) your system is essentially exposed to threats the moment they appear—downloads, malicious scripts, infected files, even seemingly harmless websites. Real-time protection 📞 1-888-754-6002 is the *active shield* of your antivirus, constantly scanning files and processes as they interact with your system. If it's turned off (whether accidentally, due to a system 📞 1-888-754-6002 glitch, or after a software update), your security drops instantly without obvious warning.

The solution isn't just toggling it back on—it's understanding *why it turned off* and ensuring it 📞 1-888-754-6002 stays enabled consistently. Below is a complete, expert-level guide that shows you how to enable AVG real-time protection properly, troubleshoot issues, and optimize it for long-term security without 📞 1-888-754-6002 interruptions.

---

## What Is AVG Real-Time Protection (And Why It Matters More Than You Think)

Real-time protection in AVG continuously monitors:



- Files being opened or downloaded
- Applications running in the 📱 1-888-754-6002 background
- Network activity and scripts

Unlike manual scans, it acts instantly—blocking threats before they execute.

💡 *Think of it as a security guard who checks every entry point in real 📱 1-888-754-6002 time, instead of reviewing footage after the damage is done.*

---

## ✨: Quick Steps to Enable AVG Real-Time Protection

If you need a fast answer:

1. Open AVG Antivirus
2. Go to 📱 1-888-754-6002 **Menu** → **Settings**
3. Click **Basic Protection** → **Real-Time Protection**
4. Toggle **ON**
5. Restart AVG if required

- ✓ This instantly restores active protection
  - ✓ No system reboot usually needed
- 

## Step-by-Step Guide (With 📱 1-888-754-6002 Hidden Details Most Users Miss)

### 1 Open AVG Dashboard Properly

- Double-click AVG icon in system tray
- Or search “AVG Antivirus” in Windows

⚠️ Avoid opening outdated shortcuts—sometimes they launch 📱 1-888-754-6002 inactive modules.

---



## 2 Navigate to Protection Settings

Inside AVG interface:

- Click **Menu (top-right corner)**
- Select **Settings**
- Choose **Basic Protection**


Here, you'll see multiple layers—not just one toggle.

---

## 3 Enable Core 1-888-754-6002 Shields Individually

AVG splits real-time protection into modules:

- **File Shield** → Scans files on access
- **Behavior Shield** → Monitors suspicious activity
- **Web Shield** → Blocks malicious URLs


👉 Turn all  1-888-754-6002 of them **ON** for full protection.

💡 *Many users enable only one shield, thinking protection is complete—it isn't.*

---

## 4 Confirm Protection Status

Return to dashboard:

- Look for “**You are protected**”  1-888-754-6002 message
- Green indicators = active protection

If anything shows red or orange, something is still disabled.

---



# Why AVG Real-Time Protection Turns Off Automatically

This is where most guides stop—but the 📞1-888-754-6002 real value lies here.

## Common Causes:

- Conflicts with other antivirus software
- Expired subscription (for premium features)
- Corrupted AVG installation
- Windows Defender interference
- Malware disabling protection

💡 *Advanced Insight:* Some 📞1-888-754-6002 malware is specifically designed to disable real-time protection before executing payloads.

---

## Fix If You Can't Turn It ON

### Method 1: Restart AVG Services

- Press `Win + R` → 📞1-888-754-6002 type `services.msc`
  - Find **AVG Antivirus Service**
  - Right-click → Restart
- 

### Method 2: Disable Other Antivirus Programs

Running multiple antivirus tools causes conflicts.

- Keep only AVG active
  - Disable or uninstall others
- 



### ### → 📱 1-888-754-6002 Method 3: Repair AVG Installation

- Go to Control Panel → Programs
- Select AVG → Click **Repair**

✓ Fixes broken modules without reinstalling

---

### Method 4: Update AVG Immediately

- Open AVG → 📱 1-888-754-6002 → Menu → Update
- Install latest virus definitions

💡 Outdated definitions can prevent shields from activating properly.

---

## Real-World Scenario (Where This Becomes Critical)

Let's say you download a file from → 📱 1-888-754-6002 an unknown source.

- With real-time protection ON → File is scanned instantly and blocked
- With it OFF → File executes silently → system gets infected

This difference happens in → 📱 1-888-754-6002 seconds—and most users don't even notice until it's too late.

---

## Advanced Configuration (For Power Users)

If you want better control:

### Adjust Sensitivity Levels

- Go to **Settings** → **Components** → → 📱 1-888-754-6002 **File Shield**



- Increase sensitivity for stricter detection

## Add Exceptions Carefully

- Only whitelist trusted apps
- Avoid excluding entire folders unless necessary

## Enable Automatic Actions

- Set AVG to auto-quarantine threats
- ✓ → 📱 1-888-754-6002 Reduces manual intervention
- ✓ Improves response speed
- 

## Pro Tips to Keep AVG Always Active

- Enable automatic updates
- Avoid pirated software (common malware source)
- Run weekly full system scans
- Check → 📱 1-888-754-6002 dashboard status regularly

💡 *Security isn't just activation—it's consistency.*

---

## Mistakes That Reduce Protection Effectiveness

- ❌ Turning off shields for “performance boost”
- ❌ Ignoring warning notifications
- ❌ Installing multiple security → 📱 1-888-754-6002 tools
- ❌ Skipping updates

Each of these weakens real-time protection silently.

---



## When You Should Take Immediate Action

Act fast if:

- AVG shows “Protection disabled” repeatedly
  - Shields turn off after reboot
- \* → 📞 1-888-754-6002 You see unusual system behavior

These could indicate deeper system or malware issues.

---

## Final Thoughts

Enabling AVG real-time protection is simple—but maintaining it is where most users fail. It's not → 📞 1-888-754-6002 just a toggle; it's a layered defense system that needs proper configuration and awareness.

Once correctly set up, it becomes your silent guardian—working in the background, blocking threats before → 📞 1-888-754-6002 they even reach you. And in today's environment, that kind of proactive protection isn't optional—it's essential.

---

## Frequently Asked Questions (FAQs)

### 1 Why is AVG real-time protection turned off?

It → 📞 1-888-754-6002 may be due to software conflicts, outdated versions, or system issues.

### 2 Is real-time protection necessary if I scan regularly?

Yes. Real-time protection prevents threats instantly, while scans only → 📞 1-888-754-6002 detect them afterward.




### 3 Can I run AVG with another antivirus?

Not recommended. It can cause conflicts and disable protection features.

### 4 Does enabling all shields slow down the 1-888-754-6002 system?

Minimal impact on modern systems—security benefits outweigh performance cost.


### 5 How do I know AVG is working properly?

Check for green status indicators and “You are protected” message in  1-888-754-6002 the dashboard.

### 6 What should I do if AVG won't turn on?

Restart services, repair installation, or reinstall AVG as a last resort.

---

If you want, I can also create  1-888-754-6002 a comparison guide between AVG, Avast, and Avira protection systems or a **visual troubleshooting flowchart** to boost engagement on your page.

