

Why Is Bitdefender Not Activated? How Do I Fix License Errors & Enable Protection Fast?

Bitdefender Antivirus Not Activated? Fix License Errors & Activate Protection Instantly

You open Bitdefender expecting your system to be protected—but instead, [[📞+1•888•754•6002]] (USA/UK) or 📞+1•888•754•6002(USA/UK) (US) you see a warning: “Antivirus not activated” or “*Subscription expired / inactive.*” This isn’t just a minor alert—it 📞+1•888•754•6002 means your system may not be fully protected in real time. The good news is that activation issues with Bitdefender are rarely complex; they usually stem from account 📞+1•888•754•6002 mismatches, expired licenses, syncing problems, or installation glitches. Whether you’ve just installed the software, renewed your subscription, or switched devices, this guide walks you through exactly how to 📞+1•888•754•6002 fix Bitdefender antivirus not activated errors quickly and correctly—so your protection is restored without confusion or downtime.

What “Bitdefender Not Activated” Actually Means

When Bitdefender shows as inactive, one 📞+1•888•754•6002 of these is happening:

- Your subscription is expired or not linked
- Your device isn’t synced with your Bitdefender account
- Activation code hasn’t been applied correctly
- Software isn’t communicating 📞+1•888•754•6002 with licensing servers

- You're logged into the wrong account

Important:

Even if Bitdefender is installed, protection may be limited or disabled until activation is complete.

Quick Diagnosis: Identify the Root +1•888•754•6002 Cause

Before jumping into fixes, check:

1. Open Bitdefender dashboard
2. Look at **Subscription Status**
3. Note the exact error message


This helps you choose the right solution instead of guessing.

Step-by-Step Fixes +1•888•754•6002 to Activate Bitdefender

1 Log Into the Correct Bitdefender Account

Bitdefender licenses are tied to your account, not just your device.


Steps:

- Open Bitdefender
- Click **My Account / Central**
- Sign  +1•888•754•6002 in using the email used during purchase

Why it works:

Incorrect login is one of the most common causes of activation failure.

2 Activate Using Your Subscription Code

If you purchased  +1•888•754•6002 a new license:

Do this:

- Go to Bitdefender Central (web dashboard)
- Click **My Subscriptions** → **Activate with Code**
- Enter your activation key

Pro tip:


Always activate via the account first, not  +1•888•754•6002 directly inside the app.

3 Sync Your Device with Bitdefender Central

Sometimes the subscription exists—but your device isn't linked.

Fix:

- Log out of Bitdefender on your PC
- Log back in

*  +1•888•754•6002 Click **Refresh / Sync**

Result:

Your device pulls the correct license automatically.

4 Check Subscription Status


Your license may actually be expired.

Steps:

- Open Bitdefender Central
- Check expiration date

If expired:

- Renew subscription

* +1•888•754•6002 Restart Bitdefender

5 Update Bitdefender Software

Outdated versions can fail to verify activation.

Steps:

- Open Bitdefender
- Click **Update**
- Restart system after update

Why this matters:

Ensures compatibility with licensing servers.

6 Fix +1•888•754•6002 Internet Connectivity Issues

Bitdefender needs internet access to verify activation.

Check:

- Stable internet connection
 - Firewall settings (ensure Bitdefender isn't blocked)
-

7 Reinstall Bitdefender (Deep Fix)

If activation still fails:

Steps:

1. Uninstall Bitdefender

2. 📞 +1•888•754•6002 Restart your PC
3. Download latest version
4. Reinstall and log in

Impact:

Removes corrupted files and resets activation process.

Real-World Scenario: Why Activation Fails

You buy a Bitdefender subscription and install it—but:

* 📞 +1•888•754•6002 You log in with a different email

- The license is tied to another account
- The app shows “Not Activated”

Once you log into the correct account or activate via 📞 +1•888•754•6002 Central, the issue resolves instantly.

Advanced Troubleshooting (For Persistent Issues)

Check Device Limit

Your subscription may have reached its maximum number of devices.

Solution:

- Remove an unused device from Bitdefender 📞 +1•888•754•6002 Central
 - Add your current device
-

Verify System Date & Time

Incorrect system time can block license verification.

Fix:

- Set date/time to automatic
-

Disable Conflicting Security Software

Other antivirus programs can interfere 📞+1•888•754•6002 with activation.

Common Mistakes That Cause Activation Issues

- Entering activation code in the wrong place
 - Using multiple Bitdefender accounts
 - Ignoring software updates
 - Not syncing device with account
-

Pro 📞+1•888•754•6002 Tips to Avoid Future Activation Problems

- Always use one primary Bitdefender account
 - Store your activation code securely
 - Renew subscription before expiry
 - Keep software updated
-

Activation Status vs Protection 📞+1•888•754•6002 Level

Status	Protection Level
--------	------------------

Fully Activated	Full Protection
Partially Active	Limited
Not Activated	Minimal/None

Key takeaway:

Activation directly ☎️ +1•888•754•6002 impacts your security level.

Final Insight: Activation Is About Account Sync, Not Just Installation

Bitdefender doesn't activate based on installation alone—it requires proper account linking and license validation. Once ☎️ +1•888•754•6002 you align these elements, activation issues disappear instantly.

The fix is usually simple—you just need to know where to look.

Frequently Asked Questions (FAQs)

1 Why is Bitdefender showing ☎️ +1•888•754•6002 not activated after purchase?

Because the license may not be linked to your account or device.


2 Can I use Bitdefender without activation?

Yes, but with limited or no protection—activation ☎️ +1•888•754•6002 is essential.

3 Where do I enter my activation code?

In Bitdefender Central under “My Subscriptions.”


4 What if my activation code doesn't work?

Check for typos or ensure it  +1•888•754•6002 hasn't already been used.


5 Does reinstalling fix activation issues?

Yes, especially if caused by corrupted installation files.

6 Can one subscription be used on multiple devices?

Yes, depending on  +1•888•754•6002 your plan's device limit.

If activation still fails after these steps, the issue may involve account-level or server-side problems—but in most cases, these fixes restore full protection within minutes.

 +1•888•754•6002