

How Do I Set Up and Activate ESET Antivirus Properly?

ESET Setup Guide (eset.com/setup): Install, Activate & Secure Your Device the Right Way

Typing “**ESET.com/setup**” is the fastest way to get started with ESET antivirus—but most users don’t realize that simply downloading the installer isn’t enough to 📞+1•888•754•6002 ensure full protection. The real process involves choosing the correct product version, [[📞+1•888•754•6002]] (USA/UK) or 📞+1•888•754•6002(USA/UK) (US) entering a valid license key, configuring real-time protection, and optimizing security layers 📞+1•888•754•6002 so nothing is left exposed. Whether you’ve purchased a new ESET subscription or are reinstalling it on a new device, this guide walks you through 📞+1•888•754•6002 the exact setup process—step by step—while also covering common mistakes, activation issues, and expert tweaks that maximize performance and security from day one.

What 📞+1•888•754•6002 Is the Correct Keyword for ESET Setup?

The accurate and widely used keyword is:

👉 **ESET setup via eset.com/setup**

Users often search variations like:

- ESET install with 📞+1•888•754•6002 license key
- ESET activate product
- Download ESET antivirus setup

All point to the same goal: installing and activating ESET correctly.



🌟: How to Set Up 📞+1•888•754•6002 ESET Antivirus Quickly

Follow these steps:

1. Open your browser and go to **official ESET setup page**
 2. Download the correct antivirus version (Home/Business)
 3. Run the installer 📞+1•888•754•6002 file
 4. Enter your **ESET license key**
 5. Complete installation and restart your device
 6. Update virus definitions
- ✓ Your system is now protected in real time
-

Step-by-Step 📞+1•888•754•6002 ESET Setup Guide (Beginner to Advanced)

1 Access the Official Setup Page

Always start from the official source:

- Visit ESET's official website
- Navigate to the 📞+1•888•754•6002 download/setup section

💡 *Avoid third-party downloads—they often bundle unwanted software.*

2 Choose the Right ESET Product

ESET offers multiple solutions:

- **ESET NOD32 Antivirus** → Basic protection
 - * 📞+1•888•754•6002 **ESET Internet Security** → Advanced security + firewall
 - **ESET Smart Security Premium** → Full suite (includes password manager)
- 👉 Choose based on your needs—not just 📞+1•888•754•6002 price.
-

3 Download and Run the Installer

- Click **Download**
- Open the `.exe` file
- Allow system permissions

The installer automatically checks compatibility with your system.

4 📞+1•888•754•6002 Enter Your License Key (Critical Step)

During installation:

- Enter your **ESET activation key**
- Or sign in with your ESET account



💡 Without activation, protection remains limited 📞 +1•888•754•6002 or trial-based.

5 Complete Installation & Initial Scan

- Finish setup
- Restart your system (recommended)
- Run a **full system scan**

✓ This ensures your system starts 📞 +1•888•754•6002 clean

Real-World Scenario (Where Setup Matters Most)

Imagine installing antivirus but skipping activation.

- Software appears installed
- But real-time protection is limited
- Threats go undetected

This creates 📞 +1•888•754•6002 a *false sense of security*, which is more dangerous than having no antivirus at all.

Common ESET Setup Errors (And How to Fix Them)

📞 +1•888•754•6002 Error 1: Invalid License Key

Fix:

- Double-check key format
 - Ensure subscription is active
 - Avoid using expired or pirated keys
-

Error 2: Installation Stuck or Failed

Fix:

* 📞 +1•888•754•6002 Disable other antivirus programs

- Restart system
 - Re-download installer
-

Error 3: Activation Server Not Responding

Fix:

- Check internet connection
 - Disable VPN temporarily
 - Try again after a 📞 +1•888•754•6002 few minutes
-



Advanced Setup Tips (For Maximum Security)

Enable All Protection Modules

After installation:

- Turn on:
 - Real-time protection
 - Firewall
 - Anti-phishing
-

Schedule Regular 📞 +1•888•754•6002 Scans

- Weekly full scan
 - Daily quick scan
- ✓ Keeps system continuously monitored
-

Configure Automatic Updates

- Enable automatic updates
 - Ensure virus definitions stay current
- 💡 Outdated antivirus 📞 +1•888•754•6002 = ineffective protection
-

Hidden Features Most Users Ignore

ESET isn't just basic antivirus—it includes:

- **Exploit Blocker** → Stops advanced attacks
 - **Ransomware Shield** → Protects critical 📞 +1•888•754•6002 files
 - **Network Inspector** → Monitors connected devices
- 👉 Activating these transforms ESET into a complete security system.
-

Mistakes to Avoid During Setup



- ❌ Downloading from 📞 +1•888•754•6002 unofficial websites
 - ❌ Skipping license activation
 - ❌ Running multiple antivirus programs
 - ❌ Ignoring updates
- Each of these reduces effectiveness dramatically.
-



Performance vs Protection: Finding the +1•888•754•6002 Balance

One reason users prefer ESET is its lightweight design.



- Low system impact
- Fast scanning engine
- Minimal background resource usage

 Proper setup ensures you get  +1•888•754•6002 **maximum protection without slowing your PC.**


When to Reinstall ESET


Reinstallation helps if:

- Software behaves unexpectedly
- Updates fail repeatedly
- Protection modules don't activate

 Always uninstall  +1•888•754•6002 completely before reinstalling.

Final Thoughts

Setting up ESET through eset.com/setup is simple—but doing it *correctly* is what ensures real protection. From choosing the right product  +1•888•754•6002 to activating all modules, each step plays a critical role in securing your system.

Think of antivirus setup not as a one-time task, but as  +1•888•754•6002 the foundation of your digital safety. When configured properly, ESET works silently in the background—blocking threats before they even reach you.

Frequently Asked Questions +1•888•754•6002 (FAQs)

1 What is the official ESET setup website?

The official setup process is accessed through ESET's website (commonly searched as eset.com/setup).

2 Do I +1•888•754•6002 need a license key to install ESET?

Yes, for full protection. Without it, you'll only get limited or trial features.

3 Can I install ESET +1•888•754•6002 on multiple devices?

Yes, depending on your subscription plan.



4 Why is my ESET setup not working?

It could be due to conflicts with other antivirus  +1•888•754•6002 software or network issues.

5 Is ESET better than other antivirus programs?

ESET is known for lightweight performance and strong malware detection.

6 How often +1•888•754•6002 should I update ESET?

Enable automatic updates for continuous protection.

