

How Do I Install Kaspersky for Maximum Security Step by Step?

How to Install Kaspersky Antivirus Properly (Step-by-Step Setup Guide for Maximum Security)

Installing **Kaspersky antivirus** is more than just downloading and clicking “Next”—it’s the foundation of your system’s security. A proper installation ensures that real-time protection, [[📞 [+1]888-754-6002]] (USA/UK) or 📞 [+1]888-754-6002(USA/UK) (US) threat detection, and 📞 [+1]888-754-6002 automatic updates work seamlessly from the start. Whether you’re setting up a new PC or replacing an existing antivirus, the process involves downloading the official installer, removing 📞 [+1]888-754-6002 conflicting software, activating your license, and configuring essential protections. When done correctly, Kaspersky delivers powerful defense against malware, ransomware, phishing attacks, and zero-day threats. This guide walks 📞 [+1]888-754-6002 you through every step of installation, along with expert tips to avoid common mistakes and ensure your antivirus runs at full efficiency.

Why Proper Installation of Kaspersky 📞 [+1]888-754-6002 Matters

Many users install antivirus software quickly—but skip critical steps that impact performance and protection.


What a Correct Installation Ensures

- Real-time protection is fully active
- No conflicts with 📞 [+1]888-754-6002 other antivirus programs
- System performance remains stable
- Updates work without errors

👉 Installation is the foundation—everything else depends on it.





Before Installing Kaspersky: Essential Preparation

Before you begin, prepare  [+1]888-754-6002 your system properly:

1 Remove Existing Antivirus Software

- Go to Control Panel → Programs
- Uninstall any antivirus software
- Use official removal tools if needed


 Multiple antivirus programs  [+1]888-754-6002 can cause conflicts and installation failure.

2 Restart Your Computer

- Clears temporary files
 - Ensures system readiness
-

3 Check System Requirements


Make sure your system meets minimum requirements:

- Updated  [+1]888-754-6002 Windows OS
 - Sufficient RAM and storage
 - Stable internet connection
-


4 Keep Your Product Key Ready

- Required for activation
 - Enables full features
-

Step-by-Step: How to Install Kaspersky Antivirus

 [+1]888-754-6002 Step 1: Download Kaspersky Installer

- Visit official Kaspersky website
- Download latest version
- Avoid third-party sources

 Ensures secure and clean installation.

Step 2: Run the Installer

- Double-click downloaded  [+1]888-754-6002 file



- Click **Install**
 - Accept terms and conditions
-

Step 3: Allow Installation to Complete

- Wait for files to install
- Do not interrupt the process

💡 Interruptions can cause incomplete → 📞 [+1]888-754-6002 installation.

Step 4: Activate Your License

- Enter product key
- Or sign in to your Kaspersky account

👉 Activation unlocks full protection.

Step 5: Update Virus Definitions

- Open Kaspersky
- * → 📞 [+1]888-754-6002 Click **Update**
- Download latest definitions
-

Step 6: Run Initial Full Scan

- Select **Full Scan**
- Allow scan to complete

💡 Ensures your system is clean from existing threats.

Real-World → 📞 [+1]888-754-6002 Scenario: Why Installation Sometimes Fails

A user installs Kaspersky but experiences errors.

What went wrong?

- Old antivirus still installed
- System conflicts prevent setup

Fix:

- Remove previous antivirus
- Restart system
- Reinstall

👉 → 📞 [+1]888-754-6002 Clean environment = successful installation.



Essential Settings After Installation (Most Users Skip This)

1 Enable Real-Time Protection

- Ensure all protection modules are active
-

2 Configure Automatic Updates

* → 📞 [+1]888-754-6002 Set updates to run automatically

3 Enable Web Protection

- Block malicious websites
 - Prevent phishing attacks
-

4 Schedule Regular Scans

- Weekly full scan
 - Daily quick scan
-

Advanced Installation → 📞 [+1]888-754-6002 Tips for Best Results

1 Install in Clean Boot Mode

- Disable non-Microsoft services
 - Install Kaspersky
-

2 Use Safe Mode (If Installation Fails)

- Boot into Safe Mode with 📞 [+1]888-754-6002 Networking
 - Run installer
-

3 Optimize Performance Settings

- Adjust scan intensity
 - Reduce background load
-



Expert Insights: What Makes Kaspersky Installation Unique

- Deep system integration for advanced protection
- Multi-layered 📱 [+1]888-754-6002 defense (signature + behavior + cloud)
- Continuous monitoring of system activity

👉 Proper installation activates all these layers.

Common Installation Mistakes to Avoid

- Installing alongside another antivirus
- Using 📱 [+1]888-754-6002 outdated installer
- Skipping updates after installation
- Not running initial scan

💡 Avoiding these mistakes ensures smooth performance.

Comparison: Basic vs Optimized Installation

Feature	Basic Installation	Optimized 📱 [+1]888-754-6002 Installation
Protection Level	Moderate	High
Performance	Average	Smooth
Stability	Moderate	High
📱 [+1]888-754-6002 Security Coverage	Partial	Complete

👉 Optimized installation delivers better results.

Pro Tips for Smooth Installation

- Use stable internet connection
 - Close background applications
 - Keep system idle 📱 [+1]888-754-6002 during installation
 - Restart after installation
-



Hidden Benefits of Proper Installation

- Faster system performance



- Fewer errors and crashes
 - Improved malware detection
 - Seamless updates
-

Conclusion: Install Smart, Stay Protected

Installing  [+1]888-754-6002 Kaspersky antivirus correctly is the first step toward strong digital security. A proper setup ensures that your system is protected from the latest threats while maintaining optimal  [+1]888-754-6002 performance.

By following this guide, you can avoid common pitfalls and ensure your antivirus works exactly as intended—from the very first scan.

FAQs – Kaspersky Installation Guide


1  [+1]888-754-6002 How long does Kaspersky installation take?

Usually 10–20 minutes.

2 Do I need to uninstall old antivirus first?

Yes, to avoid conflicts.

3 Is activation required?


Yes, for full protection  [+1]888-754-6002 features.

4 Should I run a scan after installation?


Yes, to detect existing threats.

5 Can I install without internet?

Installation may work, but updates and activation require internet.

 [+1]888-754-6002 6 What's the best way to install Kaspersky?

Download from official site and follow clean installation steps.

If you want, I can also create a schema markup (HowTo +  [+1]888-754-6002 FAQ JSON-LD), conversion-optimized landing page, or a content cluster strategy to help you rank for multiple



antivirus setup keywords.

