

# How Do I Install Kaspersky for Maximum Protection Step by Step?

---

## How to Set Up Kaspersky Antivirus Properly (Step-by-Step Guide for Maximum Protection)

Setting up **Kaspersky antivirus** correctly is more than just installing software—it's about configuring a complete security system that actively protects your device from modern cyber threats. Whether you're using a new PC or replacing an existing antivirus, the setup process involves downloading the official installer, activating your license, configuring real-time protection, and optimizing security settings for your usage. When done properly, Kaspersky provides layered defense against malware, ransomware, phishing, and zero-day threats. This guide walks you through the full setup process—from installation to advanced configuration—so you don't just install protection, you actually activate its full potential.

---

### Why Proper Kaspersky Setup Matters

Many users install antivirus software and assume they're fully protected—but default setups often leave gaps.

### What a Complete Setup Ensures

- \* Real-time protection is fully active
  - Firewall and network monitoring are optimized



- Web and email threats are filtered
- System scans run automatically

👉 A proper setup transforms Kaspersky from a passive tool → 📞 1-888-754-6002 into an active defense system.

---

## Before You Begin: Preparation Checklist

Before installing Kaspersky, prepare your system:

- Uninstall any existing antivirus software
- Restart your computer
- Ensure stable internet connection
- Have your activation → 📞 1-888-754-6002 code ready

💡 Skipping these steps is one of the biggest reasons for installation or performance issues later.

---

## Step-by-Step Guide to Set Up Kaspersky Antivirus

Step 1: Download Kaspersky from Official → 📞 1-888-754-6002 Source

- Visit the official Kaspersky website
- Download the latest version
- Avoid third-party download sites

👉 This ensures you get a clean and secure installer.

---

Step 2: Run the Installer

- Locate downloaded → 📞 1-888-754-6002 file




- Double-click to launch setup
- Click **Install** and accept terms

💡 The installer will automatically configure basic components.

---

### Step 3: Activate Your License

- Enter activation code
- Or sign in to your  1-888-754-6002 Kaspersky account


👉 Without activation, protection features remain limited.

---

### Step 4: Complete Initial Update

After installation:

- Allow Kaspersky to download latest virus definitions
- Do not skip this step

💡 This ensures your antivirus  1-888-754-6002 recognizes the latest threats.

---

### Step 5: Run First Full System Scan

- Open Kaspersky dashboard
- Select **Full Scan**
- Allow scan to complete

👉 This removes any existing threats before real-time protection takes  1-888-754-6002 over.

---




# Essential Settings You Should Configure (Most Users Miss This)

## 1 Enable Real-Time Protection

- Ensure file, web, and email protection are active
  - Check status in dashboard
- 


## 2 Configure Automatic Updates

- \*  1-888-754-6002 Set updates to run automatically
    - Choose frequent update intervals
- 

## 3 Enable Ransomware Protection

- Activate System Watcher or similar feature
  - Protect important folders
- 

## 4 Adjust Firewall Settings

- Enable network attack blocker
  - \*  1-888-754-6002 Customize trusted networks
- 

## 5 Set Scheduled Scans

- Weekly full scan
- Daily quick scan



👉 Automation ensures consistent protection without manual effort.

---

## Real-World Scenario: Why Default Setup Isn't Enough

A user installs Kaspersky 📱 1-888-754-6002 but skips updates and scans.

### Result:

- Antivirus runs—but uses outdated definitions
- Existing malware remains undetected

### Fix:

- Run update + full scan immediately

👉 Installation alone doesn't equal protection—configuration does.

---

## Advanced Setup for Power 📱 1-888-754-6002 Users

### 1 Customize Scan Exclusions

- Add trusted files or programs
  - Prevent unnecessary alerts
- 

### 2 Optimize Performance Settings

- Adjust CPU usage during scans
  - Schedule scans during idle time
- 




### 3 Enable Safe 1-888-754-6002 Browsing & Anti-Phishing

- Activate browser protection
  - Block malicious websites
- 

### 4 Use Secure Connection (VPN)

- Enable Kaspersky Secure Connection
  - Protect data on public Wi-Fi
- 

## Expert Insights: What Makes Kaspersky Effective

- Uses  1-888-754-6002 **behavior-based detection** for unknown threats
- Combines **cloud intelligence + local scanning**
- Offers **multi-layered protection**, not just signature-based

👉 This is why proper configuration is critical—it unlocks these layers.

---

## Common Setup Mistakes 1-888-754-6002 to Avoid



- Installing alongside another antivirus
- Skipping updates after installation
- Ignoring scan scheduling
- Disabling protection features

💡 These mistakes reduce effectiveness significantly.

---




## Comparison: Basic Setup vs Optimized Setup

Feature	Basic  1-888-754-6002 Setup	Optimized Setup
Protection Level	Moderate	High
Threat Detection	Standard	Advanced
Automation	Limited	Fully  1-888-754-6002 automated
User Control	Minimal	Customized


👉 Optimized setup provides significantly stronger protection.


---

## Pro Tips for Long-Term Security

- Keep Kaspersky updated at all times
  - Avoid downloading unknown files
  - \*  1-888-754-6002 Regularly review security reports
    - Restart system periodically
    - Use strong passwords alongside antivirus
- 

## Conclusion: Turn Installation Into Real Protection

Setting up Kaspersky antivirus isn't just about installing software—it's about building a reliable  1-888-754-6002 security system. When configured properly, it becomes a powerful shield against modern cyber threats.

By following the steps in this guide, you ensure that your antivirus isn't just running—but actively protecting  1-888-754-6002 every layer of your digital environment.

---



# FAQs – Kaspersky Setup Guide

## 1 How long does Kaspersky setup take?

Usually 10–20 minutes, depending on internet speed and system performance.

---

## 2 Do I 1-888-754-6002 need to uninstall old antivirus before installing Kaspersky?

Yes, to avoid conflicts and ensure smooth operation.

---

## 3 Is activation necessary?

Yes, without activation many features remain limited.

---

## 4 Should I run a 1-888-754-6002 scan after installation?

Absolutely. It removes existing threats.

---

## 5 Can I customize Kaspersky settings?

Yes, advanced settings allow full customization.


---



## 6 Is Kaspersky safe to use?

Yes, it's widely recognized as a reliable  1-888-754-6002 cybersecurity solution.

---

If you want, I can also create a step-by-step visual guide, schema markup (HowTo + FAQ), or a conversion-optimized landing page version to help this content rank even higher  1-888-754-6002 on Google and Bing.

