

# Why Is McAfee Flagging False Positives? How Do I Fix It Safely Without Disabling Antivirus?

---

## McAfee False Positive Detected? Fix It Safely Without Disabling Your Antivirus

A file you trust suddenly gets flagged, [[ - 📞 1-888-754-6002 ]] (USA/UK) or → 📞 1-888-754-6002(USA/UK) (US) quarantined, or even deleted by McAfee—and now your application won't run or your workflow is broken. This is known as a **false positive**, where 📞 1-888-754-6002 legitimate software is mistakenly identified as a threat. While it can feel alarming, it's actually a sign your antivirus is being overly cautious—not malfunctioning. The key is to correct the detection → 📞 1-888-754-6002 without weakening your overall security. In this guide, you'll learn how to fix McAfee FALSE positive antivirus issues step by step, restore blocked files safely, and prevent the problem from happening → 📞 1-888-754-6002 again—without putting your system at risk.

---

### What Is a FALSE Positive in McAfee?

A FALSE positive occurs when McAfee incorrectly flags a safe file or program as malicious.

#### Common Examples:

- Trusted software → 📞 1-888-754-6002 installers blocked
- Game files quarantined
- Business tools flagged as threats
- Custom scripts or development files removed

#### Key insight:

False positives happen because antivirus engines prioritize safety—even at the cost of occasional misidentification.

---

## Why → 📞 1-888-754-6002 McAfee Flags Safe Files (Root Causes)

False positives aren't random—they're triggered by certain patterns.

### Common Reasons:

- New or uncommon software lacking reputation data
  - Files with behavior similar to malware (e.g., scripts, automation → 📞 1-888-754-6002 tools)
  - Compressed or encrypted files
  - Recently updated applications
  - Aggressive heuristic scanning
- 

## Quick Check: Confirm It's Actually a FALSE Positive

Before restoring any file, verify its safety:

1. Check the file source (official website → 📞 1-888-754-6002 or trusted developer)
2. Scan the file using multiple tools (optional)
3. Look for digital signatures

### **Important:**

Never restore files from unknown or suspicious sources.

---

## Step-by-Step Fixes to Resolve McAfee FALSE Positive Issues

### 1 Restore → 📞 1-888-754-6002 File from Quarantine

If McAfee has already removed the file:

#### **Steps:**

- Open McAfee dashboard
  - Go to **Quarantine / Threat History**
  - Locate the flagged file
  - Click **Restore**
- 

### 2 Add File to Exclusions List

Prevent future → 📞 1-888-754-6002 detection of the same file.

#### **Steps:**

- Go to **Settings** → **Real-Time Scanning** → **Exclusions**
- Add the file or folder

#### **Why it works:**

McAfee skips scanning for trusted items.

---

### 3 Submit File to McAfee for 1-888-754-6002 Review

Help improve detection accuracy.

**Steps:**


- Visit McAfee Threat Center
- Upload the file for analysis
- Mark it as FALSE positive

**Impact:**

Future updates may stop flagging the file.

---

### 4 Update McAfee Virus Definitions

False positives are  1-888-754-6002 often fixed in updates.

**Steps:**

- Open McAfee
  - Run **Update / Check for Updates**
- 

### 5 Adjust Heuristic Sensitivity (Advanced)

High sensitivity increases FALSE positives.

**Fix:**

- Lower heuristic scanning level slightly

**Note:**

Do not disable it completely.


---

### 6 1-888-754-6002 Reinstall the Affected Application

If files were deleted:

- Reinstall from official source
  - Add folder to exclusions before reinstalling
- 

## Real-World Scenario: What Happens During a FALSE Positive

You install a new tool—and McAfee blocks  1-888-754-6002 it instantly.

Why?


- Software lacks reputation
- Behavior resembles suspicious activity

After adding it to exclusions:

- Program runs normally
  - No further interruptions
- 

## Advanced Strategies to Prevent FALSE Positives

### Use Trusted Sources Only

Download software from  1-888-754-6002 official websites.

### Keep Software Updated


Developers often fix detection issues.

### Monitor McAfee Alerts


Review alerts instead of ignoring them.

---

## Common Mistakes That Increase FALSE Positives


- Running unknown or unsigned programs
  - Ignoring updates
  - Setting  1-888-754-6002 heuristic scanning too high
  - Using cracked or modified software
- 

## FALSE Positive vs Real Threat: Key Differences

Feature	FALSE Positive	Real Threat
Source  1-888-754-6002	Trusted	Unknown
Behavior	Normal	Suspicious
Risk Level	Low	High

---

## Pro Tips for Managing FALSE Positives Safely

- Always verify before restoring files
- Use  1-888-754-6002 exclusions sparingly
- Keep antivirus updated
- Avoid disabling protection entirely

---

## Final Insight: Precision Matters More Than Disabling Protection

False positives can be frustrating—but they're manageable. The goal isn't to turn off your antivirus—it's [1-888-754-6002](tel:1-888-754-6002) to refine how it works.

With the right adjustments, you can eliminate unnecessary blocks while maintaining strong protection.

---

## Frequently Asked Questions (FAQs)

### 1 Why does McAfee flag safe files?

Because of aggressive detection [1-888-754-6002](tel:1-888-754-6002) methods and lack of file reputation.

### 2 Is it safe to restore quarantined files?

Yes, if you're sure the file is legitimate.

### 3 How do I stop McAfee from deleting my files?

Add [1-888-754-6002](tel:1-888-754-6002) them to the exclusions list.

### 4 Can updates fix FALSE positives?

Yes, updates often correct detection errors.

### 5 Should I disable McAfee to avoid FALSE positives?

No, adjust settings instead.

### 6 What if [1-888-754-6002](tel:1-888-754-6002) McAfee keeps flagging the same file?

Submit it for review and add it to exclusions.

---

If FALSE positives continue even after these steps, deeper configuration adjustments may be needed—but in most cases, these [1-888-754-6002](tel:1-888-754-6002) solutions resolve the issue quickly and safely.