

Why Is Norton Showing Update Errors? How Do I Fix Issues & Restore Updates Instantly?


Norton Antivirus Update Error? Here's the Complete Fix to Restore Updates Instantly

When Norton fails to update, [[+1]888-754-6002]] (USA/UK) or +1]888-754-6002(USA/UK) (US) your system is left relying on outdated virus definitions—making it vulnerable to new and evolving threats. Update errors can appear suddenly: +1]888-754-6002 failed downloads, stuck updates, error codes, or repeated prompts that never complete. While it may seem like a serious malfunction, most Norton update issues are caused +1]888-754-6002 by fixable problems such as network interruptions, corrupted update files, software conflicts, or outdated system components. The key is not to ignore these errors or repeatedly +1]888-754-6002 retry updates blindly—but to apply targeted fixes that address the root cause. In this in-depth guide, you'll learn how to fix Norton antivirus update errors step +1]888-754-6002 by step, ensuring your protection stays current and reliable.

Why Norton Update Errors Happen (Behind the Scenes)

Norton updates involve multiple background processes—downloading definitions, verifying files, and +1]888-754-6002 applying patches. If any step fails, the update breaks.


Common Causes:

- Unstable or restricted internet connection
- Corrupted update cache
- Outdated Norton version
- Conflicts with firewall or  [+1]888-754-6002 other software
- Incorrect system date/time
- Background process interruptions


Key insight:

Update errors are usually environmental—not a failure of Norton itself.

Quick Check: Identify the Type of Update Error

Before  [+1]888-754-6002 fixing, observe:

- Is the update stuck at a percentage?
- Are you seeing specific error codes?
- Does the update fail instantly or after downloading?


This helps you apply  [+1]888-754-6002 the correct solution faster.

Step-by-Step Fixes to Resolve Norton Update Errors

1 Check Internet Connection Stability

Updates require consistent connectivity.

Do this:

- Restart your router
- Switch networks if  [+1]888-754-6002 possible
- Avoid VPN during update

Why it works:

Prevents incomplete downloads.

2 Restart Your Computer

A simple restart clears temporary glitches.

Benefit:

Resets background processes that may block updates.


3 Run [+1]888-754-6002 LiveUpdate Manually

Instead of automatic updates, force a manual update.

Steps:

- Open Norton
 - Click **Security** → **LiveUpdate**
 - Run until no updates remain
-

4 Fix System Date and Time

Incorrect  [+1]888-754-6002 system time can block update verification.

Steps:

- Set date/time to automatic
 - Sync with internet time server
-

5 Update Norton to Latest Version

Outdated software may fail to update → 📞 [+1]888-754-6002 definitions.

Steps:

- Open Norton
 - Go to **Help** → **Check for Updates**
-

6 Disable Firewall or VPN Temporarily

Firewalls or VPNs can block update servers.

Fix:

- Disable VPN
- Temporarily turn → 📞 [+1]888-754-6002 off firewall

Important:

Re-enable after updating.

7 Clear Temporary Files

Corrupted cache can interrupt updates.

Steps:

- Press **Windows + R** → type **%temp%**
 - Delete temporary files
-

8 Use Norton Remove → 📞 [+1]888-754-6002 and Reinstall Tool

If updates still fail, perform a clean reinstall.

Steps:

- Download Norton Remove and Reinstall Tool
- Run tool and select **Remove & Reinstall**

Impact:

Resets update components completely.

##→📱[+1]888-754-6002 Real-World Scenario: Why Updates Fail

You click update—progress reaches 70%—then fails repeatedly.

What's happening?

- Corrupted update files
- Interrupted connection
- Verification failure

After clearing cache and running LiveUpdate:

- Updates complete →📱[+1]888-754-6002 successfully
-

Advanced Fixes (For Persistent Errors)


Check Proxy Settings

Incorrect proxy configuration can block updates.


Run System File Checker

Fix corrupted Windows files affecting updates.

Disable Conflicting Software

Remove  [+1]888-754-6002 other antivirus or security tools.


Common Mistakes That Make It Worse

- Ignoring update errors
 - Repeatedly retrying without fixing root cause
 - Using outdated Norton versions
 - Running multiple  [+1]888-754-6002 antivirus programs
-

Pro Tips to Prevent Future Update Issues

- Keep Norton updated regularly
 - Maintain stable internet connection
 - Avoid unnecessary VPN usage during updates
 - Restart system periodically
-


 [+1]888-754-6002 Update Status vs System Risk

Update Status	Security Level
Fully Updated	High
Partially Updated	Moderate
Not  [+1]888-754-6002 Updated	Low

Key takeaway:

Updates are essential for real-time protection.

Final Insight: Updates Are the Backbone of Antivirus Protection

Norton's effectiveness depends on staying current. Update errors  [+1]888-754-6002 may seem frustrating, but they're usually easy to fix once you identify the cause.

The goal isn't just to update—it's to ensure updates work consistently.

Frequently Asked [+1]888-754-6002 Questions (FAQs)

1 Why is Norton not updating automatically?

It may be due to network issues, outdated software, or system conflicts.

2 What is LiveUpdate in Norton?

A  [+1]888-754-6002 feature that manually downloads and installs updates.

3 Can VPN cause update errors?

Yes, it can block or interfere with update servers.

4 Should I reinstall Norton [+1]888-754-6002 to fix update errors?


Only if basic fixes don't work.

5 How often should Norton update?

Daily updates are recommended for maximum protection.

6 Does system time affect  [+1]888-754-6002 updates?

Yes, incorrect time can block update verification.

If Norton update errors continue after these fixes, deeper system or network issues may be involved—but in most cases, these  [+1]888-754-6002 solutions restore updates quickly and effectively.