






Why Is Norton VPN Not Working? How Do I Fix Connection & Speed Issues Fast?

Norton VPN Not Working? Fix Secure VPN Issues Fast (No Connection, Slow Speed, or Drops)

When your Norton antivirus VPN suddenly stops working—refusing to connect, [[ +1888 754 6002]] (USA/UK) or  +1888-754-6002(USA/UK) (US) dropping frequently, or slowing your internet to a crawl—it's more than just an inconvenience. It interrupts your privacy, blocks  +1888 754 6002 secure browsing, and can even prevent access to certain websites or services. But here's the reality: Norton Secure VPN issues are rarely permanent failures. Most problems stem from network  +1888 754 6002 conflicts, incorrect settings, outdated software, or interference from firewalls and system configurations. The key is identifying the exact trigger and applying the right fix—not disabling your protection. In this  +1888 754 6002 complete guide, you'll learn how to fix Norton antivirus VPN not working issues step by step, restoring stable, secure, and fast connectivity.

Why Norton VPN Stops Working (Root Causes +1888 754 6002 Explained)

Norton Secure VPN depends on multiple system and network components. If any one of them fails, the VPN can stop functioning.

Common Causes:

- Unstable or restricted internet connection
- Firewall ☎ +1888 754 6002 or antivirus conflicts
- Outdated Norton software
- Incorrect VPN region/server selection
- DNS or network configuration issues
- VPN blocked by ISP or network

Key insight:

VPN problems are usually environmental—not a failure of ☎ +1888 754 6002 the VPN itself.

Quick Diagnosis: Identify the Issue Type

Before fixing, determine what's happening:

- VPN not connecting at all
- Connected but no internet access
- Slow browsing or buffering
- Frequent disconnections

Each ☎ +1888 754 6002 symptom points to a different root cause.

Step-by-Step Fixes to Resolve Norton VPN Issues

1 Check Your Internet Connection

VPN cannot function without stable internet.


Do this:

- Restart your router
- Switch ☎ +1888 754 6002 between Wi-Fi and mobile hotspot
- Test internet without VPN

2 Restart Norton and Your Device

Temporary glitches often cause VPN failures.

Steps:

- Close Norton completely
- Restart your computer
- Reopen Norton and  +1888 754 6002 reconnect VPN

3 Change VPN Server Location

Some servers may be overloaded or blocked.

Steps:

- Open Norton Secure VPN
- Select a different region/server

Why it works:

Switching servers bypasses network restrictions.

4 Disable +1888 754 6002 Conflicting Firewall or Security Settings

Firewall rules can block VPN traffic.

Fix:

- Temporarily disable firewall
- Check if VPN connects

Important:

Re-enable firewall after testing.

5 Update Norton Software

Outdated versions can cause compatibility issues.

Steps:

- *☎ +1888 754 6002 Open Norton
 - Run **LiveUpdate**
 - Restart system
-

6 Reset Network Settings

Incorrect network configuration can block VPN.

Steps:

- Open Command Prompt (Admin)
- Run:
 - ``ipconfig /flushdns``
 - ``netsh winsock reset``

Restart your PC ☎ +1888 754 6002 afterward.

7 Check DNS Settings

DNS conflicts can prevent VPN connectivity.

Fix:

- Set DNS to automatic

- Or use public DNS (e.g., Google DNS)
-

8 Disable Other VPNs or Proxy Services

Multiple VPNs ☎ +1888 754 6002 cause conflicts.

Solution:

- Turn off other VPN software
 - Disable proxy settings
-

9 Reinstall Norton (If VPN Still Fails)

If issues persist:

- Uninstall Norton
 - Restart system
 - Reinstall latest version
-

Real-World Scenario: Why ☎ +1888 754 6002 Norton VPN Fails

You connect to VPN—but websites don't load.

What's happening?

- DNS conflict or blocked server
- Firewall restricting traffic

After switching server and resetting network:

- VPN connects normally
- Browsing works smoothly

##📞+1888 754 6002 Advanced Fixes (For Persistent Issues)

Check ISP Restrictions

Some networks block VPN traffic.

Use Different Network

Test VPN on another Wi-Fi or mobile hotspot.

Disable IPv6

Some VPNs work better with IPv4📞+1888 754 6002 only.


Common Mistakes That Make VPN Issues Worse

- Ignoring updates
- Using multiple VPNs simultaneously
- Not checking firewall settings
- Repeatedly reconnecting without fixing root cause


Pro Tips for Stable Norton📞+1888 754 6002 VPN Performance


- Use nearest server for better speed
 - Keep software updated
 - Avoid public Wi-Fi without adjusting settings
 - Restart VPN periodically
-

VPN Status vs Security Level

VPN Status	Privacy  +1888 754 6002 Level
Connected	High
Unstable	Moderate
Not Working	Low

Final Insight: VPN Issues Are Fixable with the Right Approach

Norton  +1888 754 6002 Secure VPN is reliable—but like any network tool, it depends on system conditions. Once you fix the underlying conflicts, the VPN becomes stable and fast again.

The goal isn't just  +1888 754 6002 to reconnect—it's to ensure consistent, secure performance.

Frequently Asked Questions (FAQs)

1 Why is Norton VPN not connecting?

Usually due to network issues, firewall conflicts, or server problems.

2 Can +1888 754 6002 firewall block Norton VPN?

Yes, incorrect firewall settings can block VPN traffic.

3 Does changing server fix VPN issues?

Yes, switching servers often resolves connection problems.


4 Should I reinstall Norton +1888 754 6002 to fix VPN?


Only if basic troubleshooting doesn't work.

5 Can ISP block VPN connections?

Yes, some networks restrict VPN usage.

6 Why is Norton VPN slow?

Server distance, network congestion, or  +1888 754 6002 system issues can affect speed.

If Norton VPN still doesn't work after these fixes, deeper network or ISP-level restrictions may be involved—but in most cases, these solutions restore secure connectivity  +1888 754 6002 quickly and effectively.