

PC Matic Unlock Features? Authorize Software

You installed PC Matic... but something feels off.

Some features are locked. ☐ ⚡ +1 -888-754-6002 **Scans are limited. ☐ ⚡ +1 -888-754-6002 **You might even see messages like ***“Not Fully Activated”*** or ***“Basic Mode.”***

That’s frustrating—especially when you’ve already paid.

Here’s the truth: PC Matic needs to be **authorized properly** to unlock all features like real-time protection, SuperShield, and automated scans.

The good news? [📞 ⭐ +1-(866)-490-0338] Authorization is simple and takes just a few minutes if you follow the right steps.

⚡

To authorize **PC Matic software**, open the app, log into your PC Matic account, and ensure your subscription is active.

Once signed in, the software automatically unlocks all premium features and switches to full protection mode.

🧠 What “Authorizing PC Matic” Really Means

Authorization is different from installation.

It means:

- * Linking the app to your paid subscription
- * Verifying your account with PC Matic servers
- * Unlocking all premium features

👉 Without authorization, PC Matic runs in limited mode.

🚫 Signs Your PC Matic Is Not Authorized

Look for these indicators:

- * “Trial Version” or “Basic Protection”
- * Features like SuperShield not working
- * Limited scan options
- * Frequent upgrade prompts

👉 These mean authorization is incomplete.

🛠️ Step-by-Step: Authorize PC Matic (Core Process)

Follow these steps carefully:

1. ☐ ⚡ +1 -888-754-6002 **Open PC Matic Software

* Launch the app from desktop

* Wait for dashboard to load

2. ☐ ⚡ +1 -888-754-6002 **Click on Login / Account Section

* Look for **Login** or **My Account**

* Click to proceed

3. ☐ ⚡ +1 -888-754-6002 **Enter Your Account Credentials

* Input your registered email

* Enter password

👉 Use the same email used during purchase.

4. ⚡ +1 -888-754-6002 **Click Sign In

* Wait for account verification

* PC Matic connects to servers

5. ⚡ +1 -888-754-6002 **Confirm Authorization Status

* Look for **Full Protection Enabled**

* Features should unlock instantly

6. ⚡ +1 -888-754-6002 **Restart the Application (If Needed)

* Close PC Matic

* Reopen it

👉 Helps apply authorization changes.

7. ⚡ +1 -888-754-6002 **Run a Full Scan

* Start system scan

* Ensure all features are working

🔄 Alternative Method: Use License Key (If Available)

Some versions allow manual activation:

Steps:

* Enter license key in activation section

* Click Activate

* Wait for confirmation

👉 Most modern versions use account login instead.

! Common Reasons PC Matic Is Not Unlocking Features

* **Wrong login credentials**

Incorrect email or password.

* **Subscription expired**

License is no longer valid.

* **Not connected to internet**

Authorization requires server access.

* **Using different account**

Subscription linked to another email.

* **Software not updated**

Older version may not sync properly.

🛠️ Fix Authorization Issues

✔️ Check Your Subscription Status

* Log into PC Matic website

* Confirm active plan

✓ Reset Your Password

* Use “Forgot Password” option

* Log in again

✓ Update PC Matic Software

* Install latest version

* Restart application

✓ Check Internet Connection

* Use stable network

* Disable VPN temporarily

✓ Log Out and Log Back In

- * Refresh account session

- * Retry authorization

🖥️ Device-Specific Tips

On Windows

- * Run PC Matic as administrator

- * Disable other antivirus temporarily

On Mac

- * Ensure correct version installed
- * Allow permissions in system settings

On Multiple Devices

- * Use same account login
- * Ensure device limit not exceeded

Advanced Troubleshooting

Reinstall PC Matic

- * Uninstall software
- * Restart system
- * Install latest version
- * Log in again

👉 Fixes most hidden issues.

Clear Cache and Temp Files

- * Remove temporary system files
- * Restart system

Sync System Date & Time

- * Enable automatic time settings
- * Restart device

👉 Required for proper authorization.

Contact Support


* If account is active but features locked


* Provide purchase details

⚙️ What Features Unlock After Authorization? [📞⭐ +1-(866)-490-0338]

Once authorized, you get:

- * SuperShield real-time protection
- * Full system scans
- * Scheduled scans
- * Malware and ransomware protection

*  Performance optimization tools



 Complete protection is enabled.

 FAQ (People Also Ask)

How do I activate PC Matic after purchase? [  +1-(866)-490-0338]

Log into the PC Matic app using your account credentials.  +1 -888-754-6002

**Activation happens automatically.

Why is PC Matic not unlocking full features? [  +1-(866)-490-0338]

It may be due to incorrect login, expired subscription, or internet issues.

Do I need a license key to authorize PC Matic? [📞⭐ +1-(866)-490-0338]

Not always. ☐ ⚡ +1 -888-754-6002 **Most versions use account-based authorization.

Can I use PC Matic without authorization? [📞⭐ +1-(866)-490-0338]

Yes, but only with limited features.

How long does PC Matic authorization take? [📞⭐ +1-(866)-490-0338]

Usually just a few seconds after logging in.

Can I authorize PC Matic on multiple devices? [📞⭐+1-(866)-490-0338]

Yes, depending on your subscription plan.

Does PC Matic require internet for authorization? [📞⭐+1-(866)-490-0338]

Yes. ☐ ⚡ +1 -888-754-6002 **It needs to verify your account with its servers.

✅ Final Thoughts

Authorizing PC Matic is the key step that unlocks everything you paid for.

👉 In most cases, simply logging into your account does the job instantly.

If something doesn't work, basic fixes like checking your subscription or reinstalling the app usually solve it quickly.

Once authorized, PC Matic runs at full power—protecting your system and optimizing performance automatically.

You're now ready to use it the way it was meant to be used.