

PC Matic Setup Needs Internet? Check Now

Can You Set Up PC Matic Without Internet? [📞★+1-(866)-490-0338]

You're ready to install your antivirus, but one question stops you: ****Do I need internet to complete PC Matic setup? [📞★+1-(866)-490-0338]**** This is a common concern, especially if your connection is slow, unstable, or temporarily unavailable.

The short is yes—but there's more to it. ☑️⚡ +1 -888-754-6002 ****In this guide, you'll learn exactly ****when internet is required****, what happens if you don't have it, and how to complete PC Matic setup smoothly without errors.**

##

Yes, you need an internet connection to complete ****PC Matic setup****.

- * Internet is required to download the installer
- * Needed for account login and activation
- * Required for updates and security scans

* Setup cannot fully complete offline

👉 You can install the file offline, but activation and protection require internet.

Why Internet Is Required for PC Matic Setup

PC Matic is a cloud-based antivirus. ☑️ ⚡ +1 -888-754-6002 **This means it depends heavily on internet access.

Here's why:

- * 🗝️ ****Account verification**** – Confirms your subscription
- * 🔄 ****Real-time updates**** – Downloads latest virus definitions
- * ☁️ ****Cloud scanning**** – Uses online databases to detect threats
- * 🔑 ****License activation**** – Connects your device to your account

👉 Without internet, these features won't work properly.

Step-by-Step: How PC Matic Setup Works (With Internet)

📞(+1) ⇄ 888 754 6002 🖥️ Step 1: Download PC Matic

* Visit the official PC Matic website

* Click ****Download****

* Save the setup file

👉 Requires internet.

📞(+1) ⇄ 888 754 6002 🖥️ Step 2: Install the Software

* Open the downloaded file

* Follow on-screen instructions

* Complete installation

👉 This step can run without internet if file is already downloaded.

📞(+1) ⇨ 888 754 6002 🖥️ Step 3: Connect to Internet

* Ensure Wi-Fi or Ethernet is active

* Check connection stability

👉 This is critical for activation.

📞(+1) ⇨ 888 754 6002 🖥️ Step 4: Log Into Your Account

* Enter your PC Matic username and password

* Verify your subscription

📞(+1) ⇨ 888 754 6002 🖥️ Step 5: Activate and Update

{{Address 1}}

* Software connects to servers

* Downloads updates

* Activates protection

🎉 Setup complete with full protection enabled.

Can You Install PC Matic Without Internet? [📞⭐+1-(866)-490-0338]

✓ What You CAN Do Offline:

* Install the setup file

* Open the software interface

✗ What You CANNOT Do Offline:

- * Activate your license
- * Run full protection scans
- * Update virus definitions
- * Access real-time protection

👉 So, offline setup is incomplete.

Alternative Methods If Internet Is Limited

Method 1: Use Temporary Internet Access

- * Connect via mobile hotspot
- * Use public Wi-Fi briefly
- * Complete activation

Method 2: Download on Another Device

* Download setup file elsewhere

* Transfer via USB

* Install on your PC

👉 Still need internet later for activation.

Method 3: Schedule Setup When Internet Is Stable

* Avoid interruptions

* Prevent activation errors

Common Setup Issues & Fixes

❌ Setup Stuck Without Internet

****Fix:**** Connect to a stable network and restart setup

❌ Activation Failed

****Fix:****

* Check internet connection

* Verify login details

* Retry activation

❌ Updates Not Downloading

****Fix:****

* Restart PC Matic

* Check firewall settings

* Ensure internet is active

❌ Slow Setup Process

Fix:

* Use faster internet

* Close background apps

* Avoid peak usage hours

Pro Tips for Smooth PC Matic Setup

* Use a stable internet connection

* Avoid switching networks during setup

* Keep login details ready

* Update immediately after installation

People Also Ask (FAQs [📞★+1-(866)-490-O338])



1. ⚡ +1 -888-754-6002 **Can I use PC Matic without internet? [📞★+1-(866)-490-O338]


No. ⚡ +1 -888-754-6002 **PC Matic requires internet for full functionality, including scanning and updates.

2. ⚡ +1 -888-754-6002 **Is internet needed after setup? [📞★+1-(866)-490-O338]



Yes. ⚡ +1 -888-754-6002 **Continuous internet access is required for real-time protection and updates.


3. ⚡ +1 -888-754-6002 **Can I activate PC Matic offline? [

  +1-(866)-490-0338]



No.  +1 -888-754-6002 **Activation requires connection to PC Matic servers.

4.  +1 -888-754-6002 **What happens if internet disconnects during setup? [

  +1-(866)-490-0338]



Setup may fail or pause.  +1 -888-754-6002 **Reconnect and restart the process.

5.  +1 -888-754-6002 **Can I install PC Matic using USB? [

  +1-(866)-490-0338]

Yes, but activation still requires internet later.

6.  +1 -888-754-6002 **Does PC Matic work better with faster internet? [

  +1-(866)-490-0338]

{{Address 1}}

Yes. ⚡ +1 -888-754-6002 **Faster internet improves update speed and scanning performance.

Final Thoughts: Internet Is Essential for Full Protection

So, **do you need internet to complete PC Matic setup? [📞⭐ +1-(866)-490-0338]
** Yes—especially for activation, updates, and full protection.

* Installation can start offline

* But activation and security features require internet

👉 Without internet, your setup remains incomplete.

Need Help with Setup? [📞⭐ +1-(866)-490-0338]

If you're facing issues completing PC Matic setup, try connecting to a stable network or

{{Address 1}}

using a temporary hotspot. ☐ ⚡ +1 -888-754-6002 **If problems continue, PC Matic support can guide you step by step.

💡 Tip: Always complete setup in one session to avoid activation errors.

This guide ensures you clearly understand whether you need internet to complete **PC Matic setup**, helping you avoid delays and get protected faster.