

# PC Matic Not Working? Fix Issues Fast

---

If PC Matic antivirus is not working—whether it won't open, scan, update, or protect your system—the issue is usually caused by service failures, outdated components, licensing problems, or system conflicts rather than a complete software breakdown.

☑️ ⚡ +1 -888-754-6002 \*\*PC Matic uses a whitelist-based security model and cloud verification, so even small disruptions (like network issues or blocked services) can stop it from functioning properly. ☑️ ⚡ +1 -888-754-6002 \*\*The fastest way to fix it is by restarting core services, updating the software, checking your subscription status, and resolving conflicts with other security tools. ☑️ ⚡ +1 -888-754-6002 \*\*This guide walks you through a complete, expert-level recovery process to restore PC Matic instantly.

🧠 What Does “PC Matic Not Working” Mean? [ 📞 ⭐ +1-(866)-490-0338 ]

This issue can appear in multiple ways, and identifying the symptom helps pinpoint the fix.

Common Symptoms:

- \* PC Matic won't open or crashes on launch
- \* Antivirus scans not starting or freezing
- \* Updates failing or stuck
- \* Real-time protection inactive
- \* Error messages during startup

💡 \*Insight:\* Nearly 65–75% of antivirus issues are caused by system conflicts or outdated software—not actual software failure.

⚡ Quick Fix (Try This First)

Before going into advanced troubleshooting:

- \* Restart your computer
- \* Check your internet connection
- \* Open PC Matic and run an update
- \* Ensure your subscription is active


👉 These simple steps solve many cases instantly.

🧠 Why PC Matic Stops Working

Most Common Causes:

- Expired or inactive subscription
- Outdated PC Matic version
- Blocked services or background processes
- Conflicts with other antivirus software
- Corrupted installation files

## Network connectivity issues

 \*Fact:\* PC Matic relies heavily on cloud-based verification, so internet connectivity is essential for proper functioning.

### Step-by-Step: How to Fix PC Matic Not Working

1.  +1 -888-754-6002 \*\*Restart PC Matic Services (Core Fix)

If services stop running, the antivirus won't function.

Steps:

\* Press `Win + R` → Type `services.msc`

\* Locate PC Matic services

\* Right-click → Restart

✓ Restores core functionality.

2.  +1 -888-754-6002 \*\*Update PC Matic Software

Outdated versions may stop working properly.


Steps:

\* Open PC Matic

\* Check for updates

\* Install latest version

✓ Ensures compatibility and bug fixes.

3.  +1 -888-754-6002 \*\*Verify Subscription Status


PC Matic may stop working if the license expires.

\* Open dashboard

\* Check subscription status

\* Renew or re-enter license key if needed

👉 Without activation, protection may be disabled.

4.  +1 -888-754-6002 \*\*Check Internet Connection

PC Matic depends on cloud-based protection.

\* Restart router

\* Switch networks (Wi-Fi to hotspot)

\* Test internet speed

✓ Stable connection is essential.

5.  +1 -888-754-6002 \*\*Disable Conflicting Software

Multiple security tools can cause issues.


Avoid:

\* Another antivirus

\* Third-party firewall

\* VPN with security features

👉 Keep PC Matic as primary protection.

6.  +1 -888-754-6002 \*\*Reset Network Settings

Network issues can block communication with servers.

Run in Command Prompt (Admin):

```
```id="p7x3zp"
ipconfig /flushdns
netsh winsock reset
ipconfig /release
ipconfig /renew
...`
```

Restart your PC afterward.

7. ☑️ ⚡ +1 -888-754-6002 \*\*Check System Date and Time  
Incorrect time can block authentication.

\* Go to Settings → Time & Language

\* Enable automatic sync

✓ Small fix with big impact.

8. ☑️ ⚡ +1 -888-754-6002 \*\*Reinstall PC Matic (Advanced Fix)

If nothing works, reinstalling resolves deep issues.

Steps:

1. ☑️ ⚡ +1 -888-754-6002 \*\*Uninstall PC Matic

2. ☑️ ⚡ +1 -888-754-6002 \*\*Restart PC

3. ☑️ ⚡ +1 -888-754-6002 \*\*Download latest version

4. ☑️ ⚡ +1 -888-754-6002 \*\*Reinstall and activate

💡 Removes corrupted files and resets configuration.

🔧 Real-World Scenario: PC Matic Not Launching

Case Example:

User clicks PC Matic but it won't open.

Cause:

Corrupted installation + stopped services

Fix Applied:

\* Restarted services

\* Reinstalled software

Result: Application launched and worked normally.

👉 Lesson: Service and installation issues are common causes.

🔍 Hidden Causes Most Users Miss

✓ Firewall Blocking PC Matic

Firewall may block communication with servers.

✓ Low System Resources

Low RAM or disk space can prevent proper functioning.

✓ Corrupted System Files

Run:

```
```id="k2x8rp"
sfc /scannow
...`
```

✓ Fixes OS-level issues.

✓ ISP Restrictions

Some networks block antivirus communication.

 Problem vs Solution Mapping

Problem	Cause	Fix
Not opening	Corrupted files	Reinstall
Not updating	Network issue	Reset connection
Protection off	License expired	Renew
Freezing	System overload	Optimize resources

 Expert Insight: Why PC Matic Issues Are Usually Fixable

PC Matic's architecture relies on:

\* Cloud-based whitelist verification

\* Minimal local processing

\* Continuous server communication

 This makes it efficient—but sensitive to system or network issues.

 Advanced Optimization Tips

✓ Run as Administrator

Ensures proper permissions.

✓ Keep Windows Updated

Improves compatibility.

✓ Monitor Task Manager

Identify resource-heavy processes.

 Pro Tips to Prevent Future Issues

\* Keep PC Matic updated


\* Maintain stable internet connection

\* Avoid installing multiple antivirus programs

\* Restart PC regularly

\* Keep sufficient disk space



 Prevention reduces troubleshooting time.

 Conclusion: Fix PC Matic Quickly and Restore Protection

When PC Matic is not working, it's usually a temporary issue caused by configuration, network, or system conflicts. ☑ ⚡ +1 -888-754-6002 \*\*By following a structured troubleshooting approach—checking services, updating software, and resolving conflicts—you can restore full functionality quickly.

Once fixed, PC Matic continues to provide strong, cloud-based protection—keeping your system secure without heavy resource usage.

? FAQ: PC Matic Not Working

1. ☑ ⚡ +1 -888-754-6002 \*\*Why is PC Matic not opening? [   +1-(866)-490-0338 ]

Usually due to corrupted files or stopped services.

2. ☑ ⚡ +1 -888-754-6002 \*\*How do I fix PC Matic not updating? [ [

☎️⭐ +1-(866)-490-0338 ]

Check internet connection and reset network settings.

3. ☑ ⚡ +1 -888-754-6002 \*\*Can expired license stop PC Matic? [ [

☎️⭐ +1-(866)-490-0338 ]

Yes. ☑ ⚡ +1 -888-754-6002 \*\*Protection may be disabled without an active subscription.

4. ☑ ⚡ +1 -888-754-6002 \*\*Should I reinstall PC Matic? [ [☎️⭐ +1-(866)-490-0338 ]

Yes, if basic fixes don't work.

5. ☑ ⚡ +1 -888-754-6002 \*\*Does internet affect PC Matic performance? [ [

☎️⭐ +1-(866)-490-0338 ]

Yes. ☑ ⚡ +1 -888-754-6002 \*\*It relies on cloud-based protection.

6. ☑ ⚡ +1 -888-754-6002 \*\*What is the fastest fix? [ [☎️⭐ +1-(866)-490-0338 ]

Restart PC, update software, and check subscription.