

# Why Is Trend Micro Slowing My PC? How Can I Fix Speed Without Disabling Protection?

---

## Trend Micro Slowing Down Your Computer? Here's the Fastest Way to Fix It Without Compromising Security

If your computer suddenly feels sluggish after installing or updating Trend Micro antivirus, [[ 📞+1888 754 6002 ]] (USA/UK) or -📞+1888-754-6002(USA/UK) (US) you're not alone—and more importantly, you're not stuck with it. Antivirus 📞+1888 754 6002 software is designed to protect, but when misconfigured or overburdened, it can quietly consume system resources, slow boot times, and interrupt everyday tasks. The 📞+1888 754 6002 good news? In most cases, the slowdown isn't caused by the software itself but by how it's set up or interacting with your system. 📞+1888 754 6002 By optimizing scan settings, managing background processes, and aligning the antivirus with your hardware capabilities, you can restore speed without sacrificing protection. This guide 📞+1888 754 6002 breaks down exactly how to fix Trend Micro slowing down your computer—step by step, with expert-level clarity and practical solutions.

---

### Why Trend Micro Can 📞+1888 754 6002 Slow Down Your Computer

Before fixing the issue, it helps to understand what's happening under the hood. Trend Micro operates continuously in the background, scanning files, 📞+1888 754 6002 monitoring behavior, and blocking threats in real time. While this is essential for security, it can lead to performance issues when:

- **Real-time scanning overlaps 📞+1888 754 6002 with heavy tasks**

- **Full system scans run too frequently**
- **Outdated software conflicts with system processes**
- **Limited RAM or CPU struggles under load**
- **Too many 📞+1888 754 6002 startup programs compete for resources**

Think of it less like a “bug” and more like a traffic jam—too many processes trying to run at once.

---

## 📞+1888 754 6002 Quick Diagnosis: Is Trend Micro the Real Cause?

Before making changes, confirm the source of the slowdown:

1. Open **Task Manager (Ctrl + Shift + Esc)**
2. 📞+1888 754 6002 Look for Trend Micro processes (e.g., *TmPfw.exe*, *Ntrtscan.exe*)
3. Check CPU and memory usage

If these processes consistently spike during slowdowns, you’ve found your culprit.

---

## Step-by-Step 📞+1888 754 6002 Fixes to Improve Performance

### 1 Adjust Real-Time Scan Settings

Real-time scanning is essential—but overly aggressive scanning isn’t.

#### **What to do:**

- Open Trend Micro dashboard
- Go to 📞+1888 754 6002 **Settings** → **Scan Preferences**
- Change scan intensity from High to *Normal*

#### **Why it works:**

It reduces CPU usage while maintaining core protection.

---

### 2 Schedule Scans Strategically

Running 📞+1888 754 6002 full scans during active work hours is a common mistake.

#### **Best practice:**

- Schedule scans during idle times (late night or early morning)
- Avoid “daily full 📞+1888 754 6002 scans”—weekly is sufficient for most users

#### **Impact:**

You free up system resources when you actually need them.

---

### 3 Exclude Trusted Files and Programs

Trend Micro may repeatedly 📞+1888 754 6002 scan safe files, especially large ones.

### Steps:

- Go to **Settings** → **Exception List**
- Add trusted applications (e.g., video editing tools, games, development software)

### Pro insight:

Excluding frequently 📞+1888 754 6002 accessed files can dramatically improve speed without weakening security.

---

## 4 Disable Unnecessary Features

Trend Micro includes multiple layers—some you may not even use.

### Consider disabling:

- Email 📞+1888 754 6002 scanning (if using web-based email like Gmail)
- Browser extensions you don't need
- Data theft prevention (if not relevant)

### Result:

Lower background activity = faster system performance.

---

## 📞+1888 754 6002 5 Update Trend Micro and Your OS

Outdated software can create inefficiencies and compatibility issues.

- Update Trend Micro to the latest version
- Ensure your OS 📞+1888 754 6002 (Windows/macOS) is fully updated

### Why this matters:

Updates often include performance optimizations and bug fixes.

---

## 6 Optimize Startup Programs

Trend Micro isn't always the only factor—startup overload 📞+1888 754 6002 amplifies the issue.

### Fix it:

- Open Task Manager → Startup tab
- Disable non-essential apps

### Hidden truth:

Even a well-optimized antivirus struggles on a cluttered startup system.

---

## 7 📞+1888 754 6002 Upgrade Hardware (If Needed)

If you're running on minimal specs, even optimized antivirus software can feel heavy.

### Recommended baseline:


- At least 8GB RAM
- SSD instead of 📞+1888 754 6002 HDD

### Reality check:


Security software is resource-intensive by design—hardware limitations can't be ignored.

---

## Real-World Scenario: What Actually Happens

Imagine you're editing a video while Trend Micro runs  +1888 754 6002 a background scan. Both tasks demand CPU and disk usage. Without optimization, your system splits resources inefficiently, causing lag, freezing, or even crashes.

Now apply:

-  +1888 754 6002 Scheduled scans at night
- File exclusions for editing software
- Reduced scan intensity

Suddenly, the same system runs smoothly—because resource conflicts are eliminated.


---

## Advanced Optimization Tips +1888 754 6002 (Expert Level)

### Use “Smart Scan” Instead of Full Scan

Smart scans focus on vulnerable areas rather than the entire system.

### Limit Background Activity

Check for redundant  +1888 754 6002 Trend Micro services and disable non-critical ones.


### Monitor Performance Regularly


Use built-in system monitors to track improvements after each change.

---

## Trend Micro vs System Performance: +1888 754 6002 A Strategic Balance

There's always a trade-off between security depth and performance speed.

| Configuration Level | Security  | Performance  |
|---------------------|-----------|--|
| -----               | -----     | -----  +1888 754 6002 |
| Maximum Protection  | Very High | Slower   |
| Balanced Settings   | High      | Optimal  |
| Minimal Protection  | Moderate  | Fast   |

**Best choice:**  +1888 754 6002 Balanced settings for everyday users.

---

## Common Mistakes That Make It Worse

- Running multiple antivirus programs simultaneously
- Ignoring software updates
- Setting scans to maximum frequency
- ☎+1888 754 6002 Not restarting the system regularly

Each of these compounds the slowdown issue.

---

## Final Thoughts: Speed and Security Can Coexist

Trend Micro isn't inherently slow—it's powerful. And ☎+1888 754 6002 like any powerful tool, it needs proper tuning. Once you align its settings with your usage patterns and system capabilities, the difference is immediate ☎+1888 754 6002 and noticeable.

The goal isn't to disable protection—it's to make it smarter.

---

## Frequently Asked Questions (FAQs)

### 1 Why is Trend Micro using so much CPU?

It ☎+1888 754 6002 typically happens during real-time scanning or full system scans. Adjusting scan intensity and scheduling can fix this.

### 2 Is it safe to disable some ☎+1888 754 6002 Trend Micro features?

Yes, as long as you keep core protection (real-time scanning) active. Disable only features you don't use.

### 3 Can Trend Micro slow ☎+1888 754 6002 down gaming performance?

Yes, especially if scans run in the background. Adding game files to the exception list helps significantly.

### 4 Should I uninstall Trend ☎+1888 754 6002 Micro if it slows my PC?

Not necessary. Most performance issues can be resolved through optimization.

### 5 Does upgrading RAM improve antivirus performance?

Absolutely. More RAM ☎+1888 754 6002 allows smoother multitasking alongside antivirus processes.

## 6 How often should I run a full scan?

Once a week is generally sufficient for most users.

---

If your ☎+1888 754 6002 system still feels slow after these fixes, there may be deeper conflicts or hardware constraints at play. In that case, a more tailored optimization ☎+1888 754 6002 approach can make all the difference.