

Why Is Trend Micro Showing Update Errors? How Do I Fix Issues & Restore Protection?

Trend Micro Update Error? Fix Antivirus Update Issues Quickly and Restore Full Protection

When you encounter a **Trend Micro antivirus update error**, [[📞+1888 754 6002]] (USA/UK) or -📞+1888-754-6002(USA/UK) (US) your system stops receiving the latest virus definitions—leaving it exposed to new and evolving threats. Unlike 📞+1888 754 6002 minor software glitches, update failures directly impact your security because outdated databases cannot recognize modern malware. In most cases, these errors are caused by unstable 📞+1888 754 6002 internet connections, corrupted update files, incorrect system settings, or interference from firewalls or other security tools. The good news is that you don't need advanced 📞+1888 754 6002 technical skills to fix it. By resetting update components, clearing cache, and ensuring proper connectivity, you can restore seamless updates in minutes. This guide explains 📞+1888 754 6002 every step in detail so your Trend Micro protection remains fully up to date and reliable.

What a Trend Micro Update Error Actually Means

An update 📞+1888 754 6002 error typically indicates that the antivirus cannot:

- Connect to update servers
- Download virus definition files
- Install updates correctly



👉 This results in outdated protection, which increases 📞+1888 754 6002 vulnerability to new threats.

Quick Fix Snapshot (Solve Most Errors Fast)

Start with these simple actions:

- Restart your computer
- Check internet connection stability
- Disable VPN or 📞+1888 754 6002 proxy temporarily
- Verify system date and time
- Run update manually again

💡 These steps resolve a large percentage of update issues.

Common Causes Behind Trend Micro 📞+1888 754 6002 Update Errors

1 Network Connectivity Problems

- Weak or unstable internet
 - DNS resolution issues
 - ISP restrictions
-

2 Corrupted Update Cache

- Incomplete downloads
- Damaged update files
- Repeated 📞+1888 754 6002 update failures



3 Firewall or Security Interference

- Firewall blocking update servers
 - Conflicts with other antivirus tools
-

4 Incorrect System Date & Time

- Causes authentication mismatch
 - 📞 +1888 754 6002 Prevents secure connection
-

5 Outdated Trend Micro Software

- Older versions may not support new updates
-

Step-by-Step: How to Fix Trend Micro Update Error

Step 1: 📞 +1888 754 6002 Restart Trend Micro Services

- Press `Win + R` → type `services.msc`
- Locate Trend Micro services
- Restart them

👉 This refreshes the update engine.



Step 2: Clear 📞 +1888 754 6002 Update Cache

- Open Trend Micro dashboard
- Go to update settings
- Clear cache (if option available)
- Restart system

💡 Removes corrupted update files.

Step 3: Check Firewall 📞 +1888 754 6002 Settings

- Temporarily disable firewall
 - Add Trend Micro as exception
 - Retry update
-

Step 4: Reset Network Settings

Run in Command Prompt (Admin):

```
""id="tmfix01"  
netsh winsock reset  
ipconfig /flushdns  
""
```

👉 Fixes hidden 📞 +1888 754 6002 connectivity issues.

Step 5: Update Trend Micro Program

- Open antivirus dashboard
 - Check for program updates
 - Install latest version
-



Step 6: Disable VPN or Proxy

- Turn 📞 +1888 754 6002 off VPN
- Retry update

👉 Ensures direct connection to servers.

Step 7: Run as Administrator

- Right-click Trend Micro
 - Select **Run as Administrator**
-

Real-World Scenario: Update Fails 📞 +1888 754 6002 Repeatedly

A user tries updating multiple times—but it keeps failing.

Root cause:

- Corrupted cache + network issue

Fix:

- Clear cache
- Reset network
- Restart system
- Retry update

👉 This resolves 📞 +1888 754 6002 most repeated failures.



Advanced Fixes for Persistent Errors

1 Reinstall Trend Micro Cleanly

- Uninstall antivirus
 - Remove leftover files
 - Reinstall latest version
-

2 Change DNS Settings

Use 📞 +1888 754 6002 reliable DNS:

- Google DNS: 8.8.8.8
 - Cloudflare DNS: 1.1.1.1
-

3 Check Server Status

- Update servers may be temporarily down
 - Try again later
-

Expert Insights: Why Update 📞 +1888 754 6002 Errors Happen Frequently

- Antivirus relies on continuous server communication
- Even small interruptions cause failure
- Corrupted files create update loops


👉 Fixing the root cause prevents recurring 📞 +1888 754 6002 issues.





Prevention Tips: Keep Updates Running Smoothly

- Enable automatic updates
 - Maintain stable internet connection
 - Avoid multiple antivirus programs
 - Keep system time accurate
 - Restart system periodically
-

+1888 754 6002 Comparison: Manual vs Automatic Updates

Factor	Manual Updates	Automatic Updates
Control	High	Low
 +1888 754 6002 Reliability	Moderate	High
Risk of Failure	Higher	Lower
Best For	Advanced users	General users

 Automatic updates  +1888 754 6002 are recommended.

Pro Tips for Faster Update Fixes

- Update during off-peak hours
 - Close background applications
 - Ensure sufficient disk space
 - Monitor update logs
-



Hidden Mistakes That ☎️ +1888 754 6002 Cause Update Errors

- Ignoring system updates
- Using VPN during updates
- Running outdated antivirus version
- Blocking update servers via firewall

👉 Avoiding these mistakes ensures smooth updates.

☎️ +1888 754 6002 Conclusion: Restore Updates, Restore Protection

A Trend Micro update error is more than a minor inconvenience—it directly impacts your system's security. By identifying the root cause ☎️ +1888 754 6002 and applying the right fixes, you can restore updates quickly and keep your antivirus fully effective.

Once resolved, your system regains its ability to detect and ☎️ +1888 754 6002 block the latest threats—ensuring continuous protection.

FAQs – Trend Micro Update Error

1 Why does Trend Micro update fail?

Due to network issues, corrupted files, or ☎️ +1888 754 6002 firewall restrictions.

2 Is it safe to use antivirus without updates?

No, outdated definitions cannot detect new threats.



3 Can VPN cause update errors?

Yes, it can ☎+1888 754 6002 block or slow server communication.

4 Should I reinstall Trend Micro?

Only if basic troubleshooting doesn't work.

5 How often does Trend Micro update?

Multiple times daily.

☎+1888 754 6002 6 What's the fastest fix?

Restart system, check internet, and clear update cache.

